

Skills 101: erwin

How Cloud based modeling works alongside erwin DM

 Quest

Andy McGovern
Sr. Principal Consultant
andy.mcGovern@quest.com



Skills 101: erwin

Quest Data Modeler Is Here

**A practical walkthrough of the
new cloud modeling experience**



→ Quest



Today's Topic

The evolution of Data Modeling continues. How the modeling done and who is doing it is constantly evolving. As a result, the most trusted data modeler in the world has an all-new partner in the cloud-based **Quest Data Modeler**. We have been supporting modern data structures like Azure, Databricks and Snowflake for years, but now data teams can do so in a modern, browser-based tool built for collaboration and speed.





We'll cover:

1. The status of erwin Data Modeler and Quest Data Modeler
2. Walkthrough of the new UI and UX
3. Create new models
4. Work with existing models
5. Reverse Engineering cloud databases
6. Building models with AI

→ Quest

So, we have a couple of awesome data modeling tools...

**Does this mean the end for erwin
Data Modeler?**





THINK OF IT THIS WAY

erwin Data Modeler and Quest Data Modeler walk into Gotham City...

A way to remember the relationship

THE VETERAN



erwin Data Modeler

Older | Wiser | Stronger

- Decades of experience* → 30+ years of modeling experience
- Deep technical mastery* → Physical-model lifecycle depth
- Disciplined and methodical* → Naming standards, audit trails
- Trusted under pressure* → Enterprise-grade governance

THE PRODIGY



Quest Data Modeler

Fresh | Agile | Fast

- New on the scene* → Cloud-native, browser-first
- Quick on their feet* → Model in hours, not weeks
- Works well with anyone* → Real-time business/tech collab
- Built for the modern fight* → AI-assisted, modern stack integrations

BETTER TOGETHER – A DYNAMIC DUO, IF YOU WILL (see what I did there?)

Each of the offerings is great solo for the right job... **but some of the toughest cases need both.**



Let's take a look...

QDM Access



→ Quest



Welcome to Quest Trusted Data Management Platform

Create, design and manage your enterprise data products.


Sign in

By logging in, you understand and agree to Quest's Terms. You also acknowledge our Cookie and Privacy policies.

 Sign in with Microsoft

One Platform. Trusted Data. AI-Ready.

Integrated capabilities, from data modeling to fully-automated data products, working together to meet you where you are on your data journey.


 **AI POWERED**

Automated Data Product Factory

Deliver production-ready data products in days, not months with Quest AI and converged data management.

- Build AI-powered data products
- Evolve with governance
- Add to the Marketplace

[Explore Automated Data Product Factory >](#)




Data Modeling

Design and maintain enterprise data models at scale with AI-accelerated modeling and multi-platform support.

- Design conceptual, logical and physical models
- Automate forward and reverse engineering
- Generate model documentation
- Collaborate with version control

[Get Started >](#)




Data Catalog

Unify your inventory of data assets. Find, understand, enrich and activate metadata in one place.


- Automate discovery and classification
- Generate data lineage
- Perform impact analysis
- Kickstart data quality

[Explore Data Catalog >](#)




Data Quality

Assess data quality and improve reliability with automated quality scoring and cross-platform data



Data Governance

Automate data stewardship to fuel data fluency, policy compliance, and govern self-service across



Data Marketplace

Give your organization a curated storefront of trusted data products, datasets and AI models.

Automated Data Product Factory

Deliver production-ready data products in days, not months with Quest AI and converged data management.

- Build AI-powered data products
- Evolve with governance
- Add to the Marketplace

[Explore Automated Data Product Factory >](#)

Data Modeling

Design and maintain enterprise data models at scale with AI-accelerated modeling and multi-platform support.

- Design conceptual, logical and physical models
- Automate forward and reverse engineering
- Generate model documentation
- Collaborate with version control


[Get Started >](#)

Data Catalog

Unify your inventory of data assets. Find, understand, enrich and activate metadata in one place.

- Automate discovery and classification
- Generate data lineage
- Perform impact analysis
- Kickstart data quality

[Explore Data Catalog >](#)




Data Quality

Assess data quality and improve reliability with automated quality scoring and cross-platform data observability and alerting.

- Apply quality measures
- Auto-score data sources
- Monitor data drifts
- Triage quality alerts

[Explore Data Quality >](#)




Data Governance

Automate data stewardship to fuel data fluency, policy compliance, and govern self-service across your enterprise.

- Create AI-powered glossaries
- Deliver semantic mind maps
- Automate trust scoring
- Auto-certify AI models

[Explore Data Governance >](#)



Data Marketplace

Give your organization a curated storefront of trusted data products, datasets and AI models.

- Personalize discovery
- Compare trusted assets
- Automate access requests
- Share asset knowledge

[Explore Data Marketplace >](#)

Automated Data Product Factory

Deliver production-ready data products in days, not months with Quest AI and converged data management.

- Build AI-powered data products
- Evolve with governance
- Add to the Marketplace

[Explore Automated Data Product Factory >](#)

Data Modeling

Design and maintain enterprise data models at scale with AI-accelerated modeling and multi-platform support.

- Design conceptual, logical and physical models
- Automate forward and reverse engineering
- Generate model documentation
- Collaborate with version control

[Get Started >](#)

Data Catalog

Unify your inventory of data assets. Find, understand, enrich and activate metadata in one place.

- Automate discovery and classification
- Generate data lineage
- Perform impact analysis
- Kickstart data quality

[Explore Data Catalog >](#)

Data Quality

Assess data quality and improve reliability with automated quality scoring and cross-platform data observability and alerting.

- Apply quality measures
- Auto-score data sources
- Monitor data drifts
- Triage quality alerts

[Explore Data Quality >](#)

Data Governance

Automate data stewardship to fuel data fluency, policy compliance, and govern self-service across your enterprise.

- Create AI-powered glossaries
- Deliver semantic mind maps
- Automate trust scoring
- Auto-certify AI models

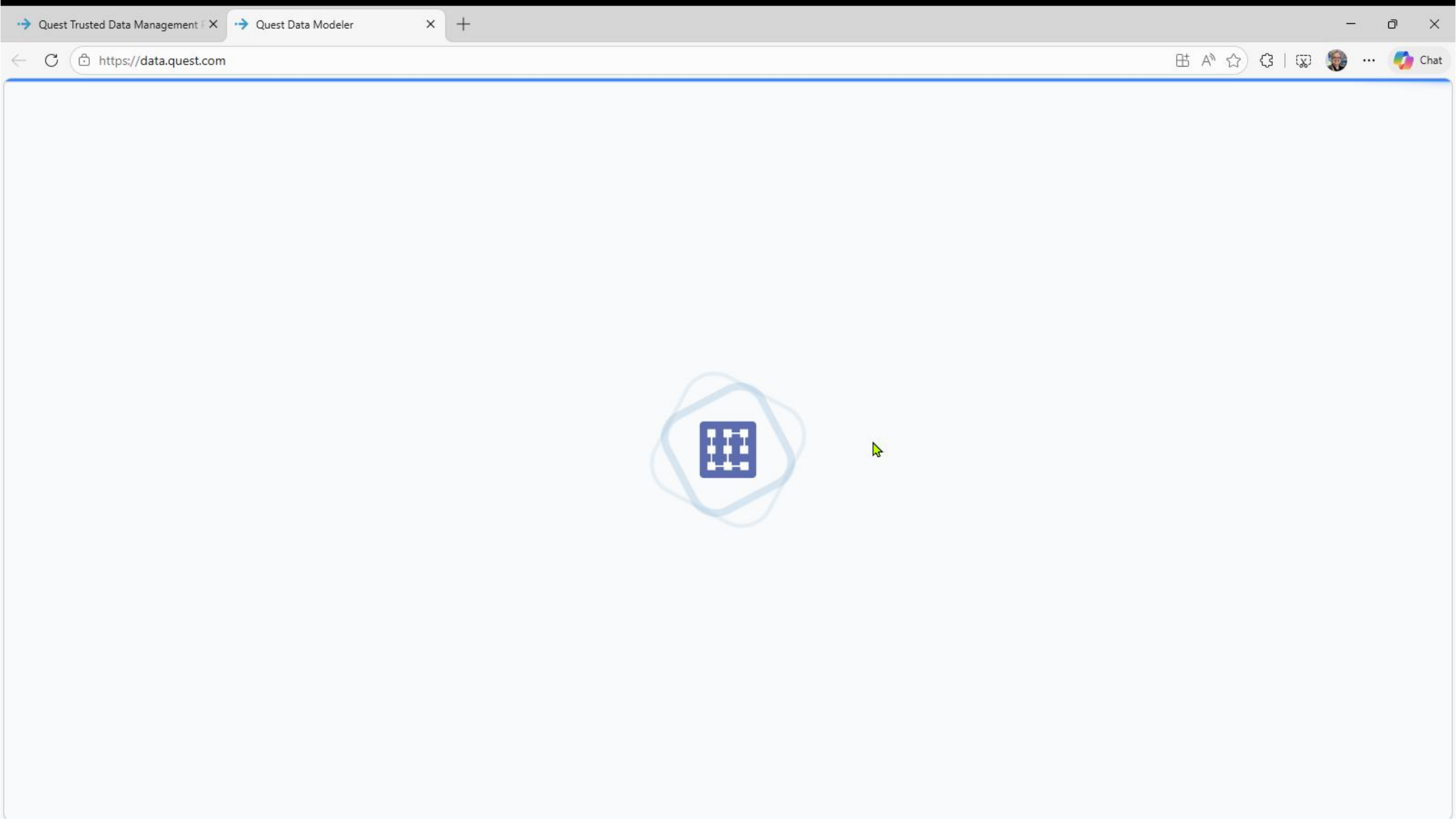
[Explore Data Governance >](#)

Data Marketplace

Give your organization a curated storefront of trusted data products, datasets and AI models.

- Personalize discovery
- Compare trusted assets
- Automate access requests
- Share asset knowledge

[Explore Data Marketplace >](#)



Quest Data Modeler

Enterprise Data Modeling, Reimagined.

Discover, document, and govern your data from anywhere - with real-time collaboration, and AI-powered generation.

- AI-Powered Model Generation**
Generate complete data models from plain-language descriptions using the built-in AI agent.
- Real-Time Collaboration**
Model together with your team - changes sync instantly across every active session.



Quest Data Modeler

Where ideas flow, relationships grow, and data tells its story!

Welcome back

Sign in to continue to your workspace.

 [Continue with Quest OnDemand](#)

or sign in via Mart

 [Continue with Mart](#)

By clicking "Continue" you agree to the [Terms of Use](#) and [Privacy Policy](#).



Pick an account



Andv McGovern (amcCOVER)



Use another account

Click the row to select the organization you want to use.

US

Organization Name	Organization ID	Last Accessed	Date Created
DEMO-PROD	0184f947-02b4-a89f-f8e6-a6ebb0efda1d	6/4/2026, 1:15:28 PM	2/20/2026, 1:04:13 PM
QDM-PreSales-Demo	610825a0-6cfe-7d05-3bd0-33532003e11b	6/4/2026, 1:51:19 PM	5/20/2026, 8:56:23 AM

Choose an organization

Select an organization from the dialog to continue.

 Microsoft

Pick an account

 Andy N
Andy.Mc
Connecti

 Use another account

Quest Trusted Data Management Platform

CREATE NEW ORGANIZATION

Choose an Organization ⓘ

Click the row to select the organization you want to use.

^ US

Organization Name ↑	Organization ID	Last Accessed	Date Created
DEMO-PROD	0184f947-02b4-a89f-f8e6-a6ebb0efda1d	June 4, 2026 - 11:57 AM	February 20, 2026 - 1:04 ...
QDM-PreSales Demo	610825a0-6cfe-7d05-3bd0-33532003e11b	June 4, 2026 - 1:02 PM	May 20, 2026 - 8:56 AM

Click the row to select the organization you want to use.

US


Organization Name	Organization ID	Last Accessed	Date Created
DEMO-PROD	0184f947-02b4-a89f-f8e6-a6ebb0efda1d	6/4/2026, 1:15:28 PM	2/20/2026, 1:04:13 PM
QDM-PreSales-Demo	610825a0-6cfe-7d05-3bd0-33532003e11b	6/4/2026, 1:51:19 PM	5/20/2026, 8:56:23 AM





QDM Overview Page


Welcome back, Andy McGovern (amcgover)

Quick Actions

**New Model**
Create Conceptual/Logical/Physical

**Open Model**
Open or import a model

**Open Mart Model**
Open a model from Mart


**Reverse Engineering**
Reverse engineer database

AI Model Generator

Describe the data model you want to create

[Click here to get started and let the AI assist you in designing the perfect schema for your application.](#)

Recent Models





File Name	Modified On	Version	Type	Entities
 Layer 2_Publication System Logical Data Model (LDM)	Jun 4, 2026 11:15 AM	V0	Logical	26 View stats



QDM New Model

Welcome back, Andy McGovern (amcgoover)

Quick Actions

-  **New Model**
Create Conceptual/Logical/Physical
-  **Open Model**
Open or import a model
-  **Open Mart Model**
Open a model from Mart
-  **Reverse Engineering**
Reverse engineer database

AI Model Generator

Describe the data model you want to create

[Click here to get started and let the AI assist you in designing the perfect schema for your application.](#)

Recent Models

File Name	Modified On	Version	Type	Entities
☆ Layer 2_Publication System Logical Data Model (LDM)	Jun 4, 2026 11:15 AM	V0	Logical	26 View stats

Welcome back, Andy McGovern (amcgoover)

- Overview
- Catalogs

Quick Actions

New Model
Create Conceptual/Logical/Physical

Open Model
Open an existing model

Reverse Engineering
Reverse engineer database

AI Model Generator
Describe the data model you want to create and let the AI generate it for you.
Click here to get started and let the AI assist you in creating your model.

New Model

Model Name

Model Type

Target Server

Database	Version
<input type="text" value="Select Database"/>	<input type="text" value="Version"/>

Recent Models

File Name	Modified On	Version	Type	Entities
Layer 2_Publication System Logical Data Model (LDM)	Jun 4, 2026 11:15 AM	V0	Logical	26 View stats

Welcome back, Andy McGovern (amcgoover)

- Overview
- Catalogs

Quick Actions

New Model
Create Conceptual/Logical/Physical

Reverse Engineering
Reverse engineer database

AI Model Generator
Describe the data model you want to create
Click here to get started and let the AI assist you in creating a model

New Model

Model Name
Enter Model Name

Model Type

- Logical/Physical
- Conceptual
- Logical
- Physical
- Logical/Physical
- Match Template

Recent Models

File Name	Modified On	Version	Type	Entities
Layer 2_Publication System Logical Data Model (LDM)	Jun 4, 2026 11:15 AM	V0	Logical	26 View stats

Welcome back, Andy McGovern (amcgoover)

- Overview
- Catalogs

Quick Actions

New Model
Create Conceptual/Logical/Physical

Reverse Engineering
Reverse engineer database

AI Model Generator
Describe the data model you want to create
Click here to get started and let the AI assist you in creating a model

New Model

Model Name
Enter Model Name

Model Type
Logical/Physical

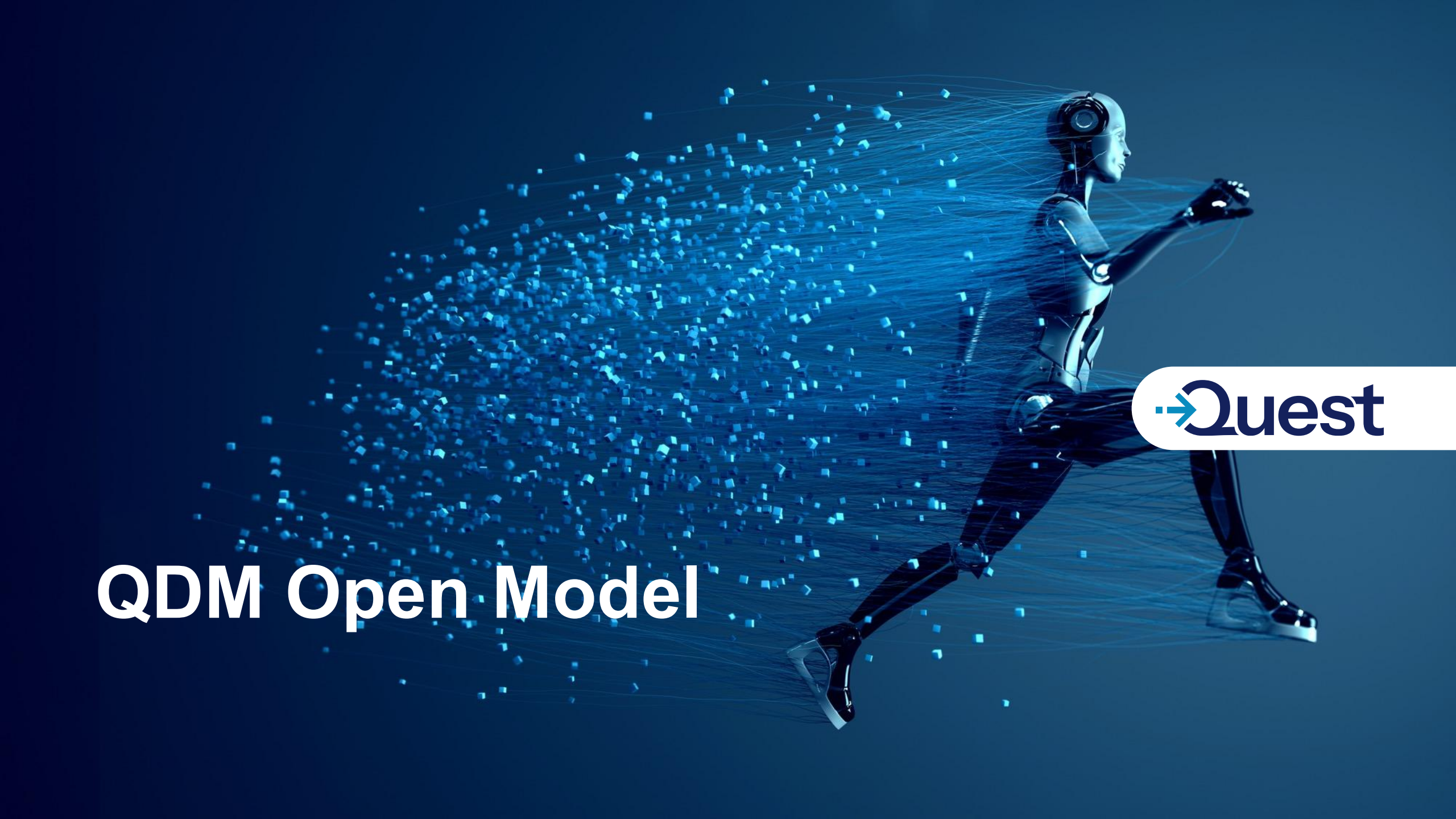
Target Server

Database	Version
Select Database	Version
Microsoft Fabric	
Databricks	
Snowflake	

Cancel Create Model

Recent Models





File Name	Modified On	Version	Type	Entities
Layer 2_Publication System Logical Data Model (LDM)	Jun 4, 2026 11:15 AM	V0	Logical	26 View stats



QDM Open Model

Welcome back, Andy McGovern (amcgover)

Quick Actions

- **New Model**
Create Conceptual/Logical/Physical
- **Open Model**
Open or import a model
- **Open Mart Model**
Open a model from Mart
- **Reverse Engineering**
Reverse engineer database

AI Model Generator

Describe the data model you want to create

[Click here to get started and let the AI assist you in designing the perfect schema for your application.](#)

Recent Models

File Name	Modified On	Version	Type	Entities
☆ Layer 2_Publication System Logical Data Model (LDM)	Jun 4, 2026 11:15 AM	V0	Logical	26 View stats

Welcome back, Andy McGovern (amcgoover)

- Overview
- Catalogs

Quick Actions

New Model
Create Conceptual/Logical/Physical

Reverse Engineering
Reverse engineer database

AI Model Generator
Describe the data model you want to
Click here to get started and let the AI assist you

Open Model

Drop Your file here, or [Browse](#)
upload JSON file containing model data
max size 100 mb

OR

Recent Models

File Name	Modified On	Version	Type	Entities
Layer 2_Publication System Logical Data Model (LDM)	Jun 4, 2026 11:15 AM	V0	Logical	26 View stats

Welcome back, Andy McGovern (amcgoover)

- Overview
- Catalogs

Quick Actions

New Model
Create Conceptual/Logical/Physical

Reverse Engineering
Reverse engineer database

AI Model Generator
Describe the data model you want to

Click here to get started and let the AI assist you

Open Model

Drop Your file here, or [Browse](#)
upload JSON file containing model data
max size 100 mb

OR

Recent Models

File Name	Modified On	Version	Type	Entities
★ Layer 2_Publication System Logical Data Model (LDM)	Jun 4, 2026 11:15 AM	V0	Logical	26 View stats

Select a file this site can read

< > > Andy - Quest > erwin > erwin Data Modeler > QDM

Search QDM

Organize New folder

Name	Status	Date modified
Layer 1_Publication System Conceptual Data Model (CDM).json	✓	6/4/2026 10:22
Layer 2_Publication System Logical Data Model (LDM).json	✓	6/4/2026 09:38
Layer 3_Publication System Azure Fabric Lakehouse Logical_Physical Data Model (LPDM...)	✓	6/4/2026 10:25
Layer 3_Publication System Databricks Logical_Physical Data Model (LPDM).json	✓	6/4/2026 10:23
Layer 3_Publication System Snowflake Logical_Physical Data Model (LPDM).json	✓	6/4/2026 10:24

File name: Files (*.json)

Upload from mobile Open Cancel

Cancel Open existing Model

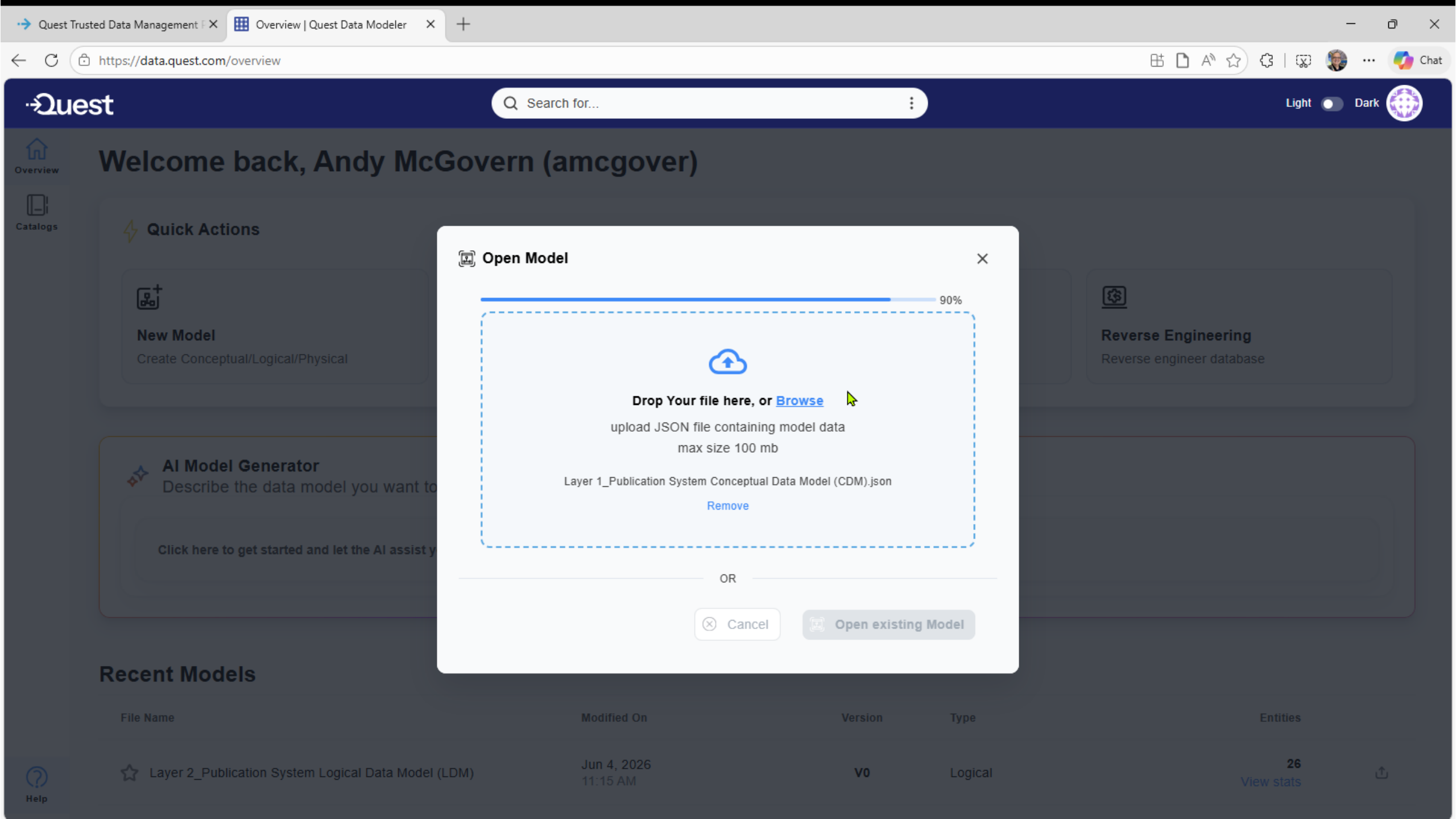
Light Dark

Reverse Engineering
Reverse engineer database

Recent Models

File Name	Modified On	Version	Type	Entities
★ Layer 2_Publication System Logical Data Model (LDM)	Jun 4, 2026 11:15 AM	V0	Logical	26 View stats

Help



Welcome back, Andy McGovern (amcgoover)

- Overview
- Catalogs

Quick Actions

New Model
Create Conceptual/Logical/Physical

AI Model Generator
Describe the data model you want to create

Click here to get started and let the AI assist you

Reverse Engineering
Reverse engineer database

Recent Models

File Name	Modified On	Version	Type	Entities
★ Layer 2_Publication System Logical Data Model (LDM)	Jun 4, 2026 11:15 AM	V0	Logical	26 View stats



Search for...

Uploaded model successfully! [Close]

Conceptual [Dropdown] [Download]

Overview

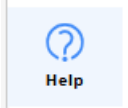
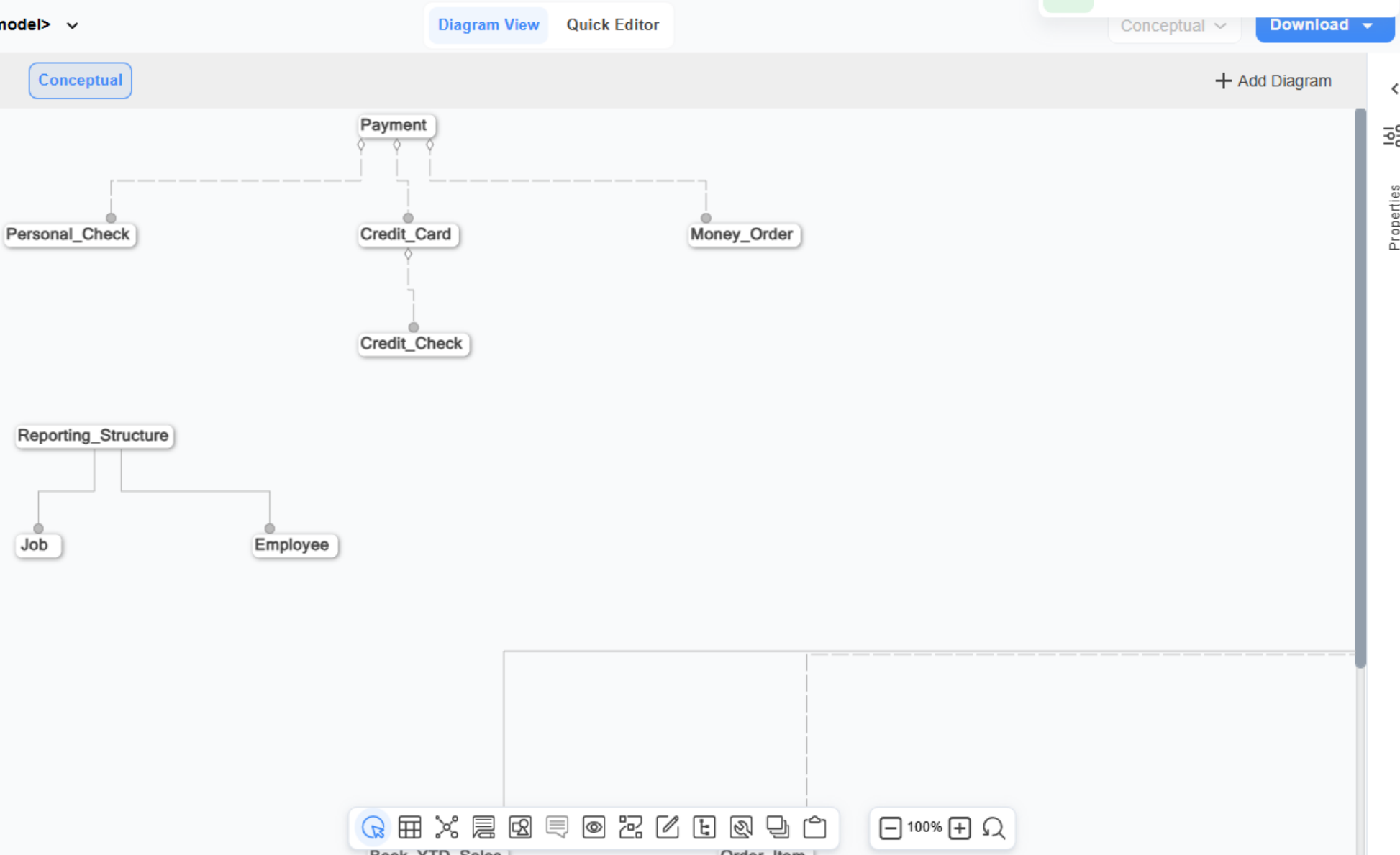
Layer 1_Publicatio... x

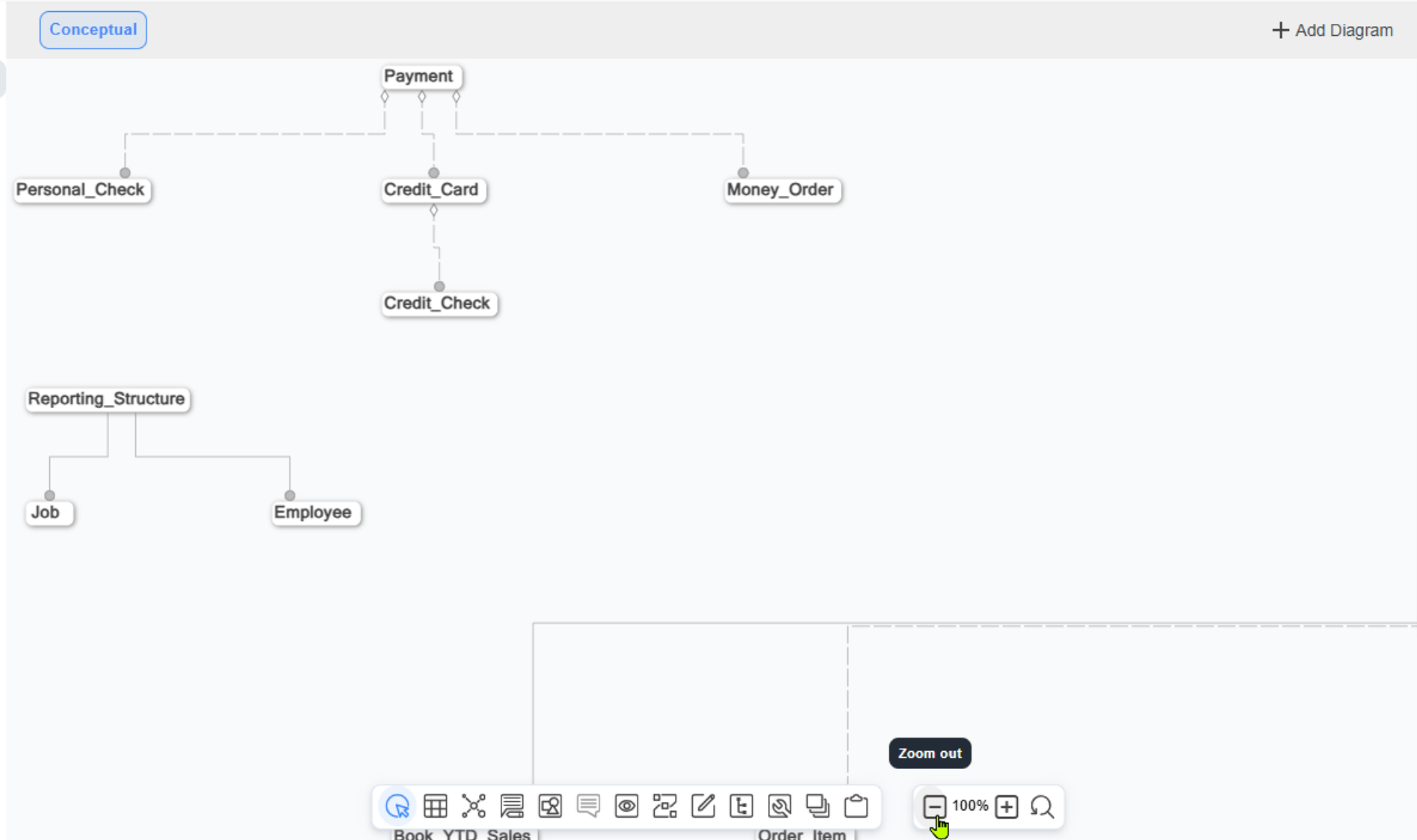
Model Explorer

Catalogs

Layer 1_Publication Syst... Loading...

Modeler





Overview

Model Explorer

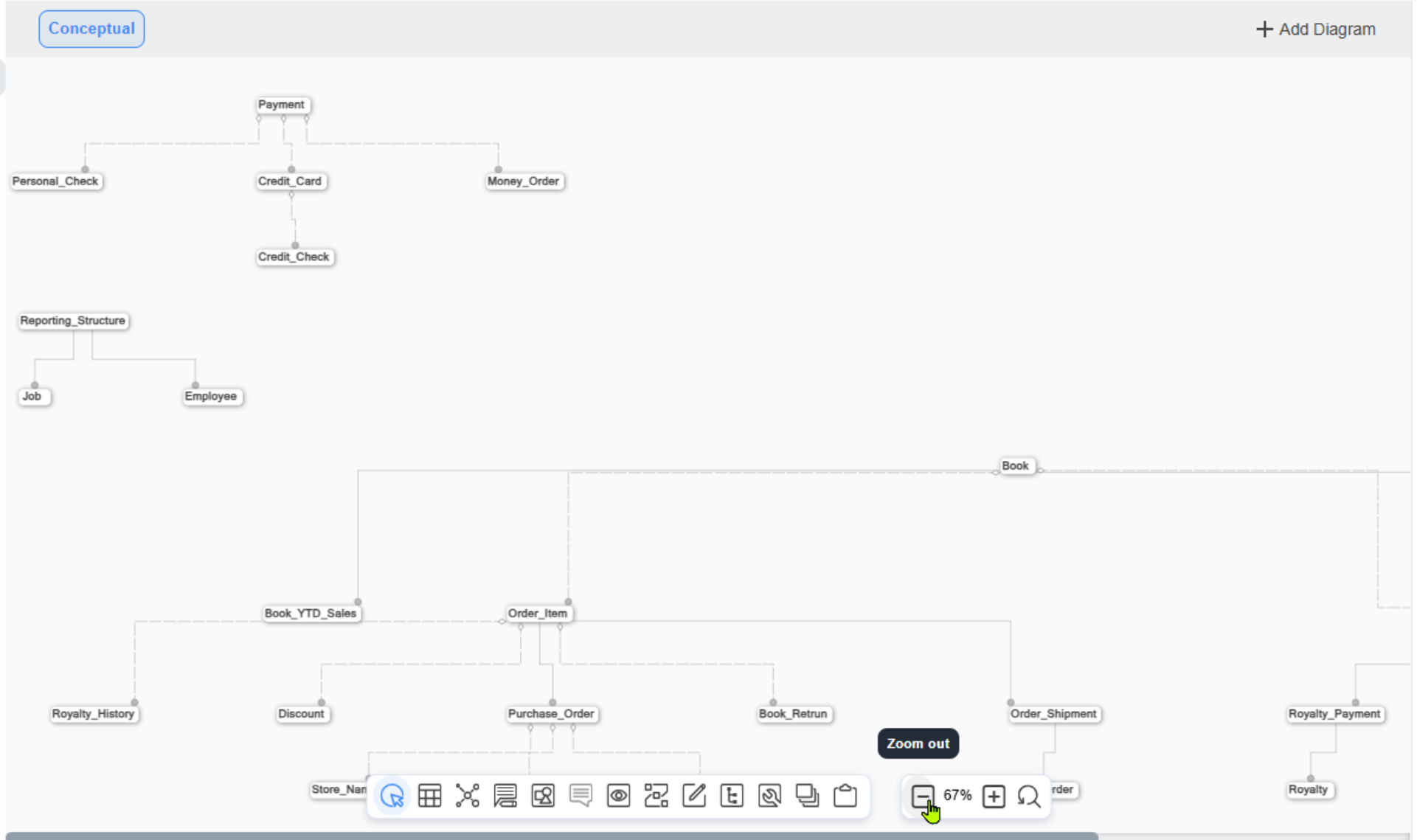
Catalogs

Modeler

Layer 1_Publicatio... > <model>

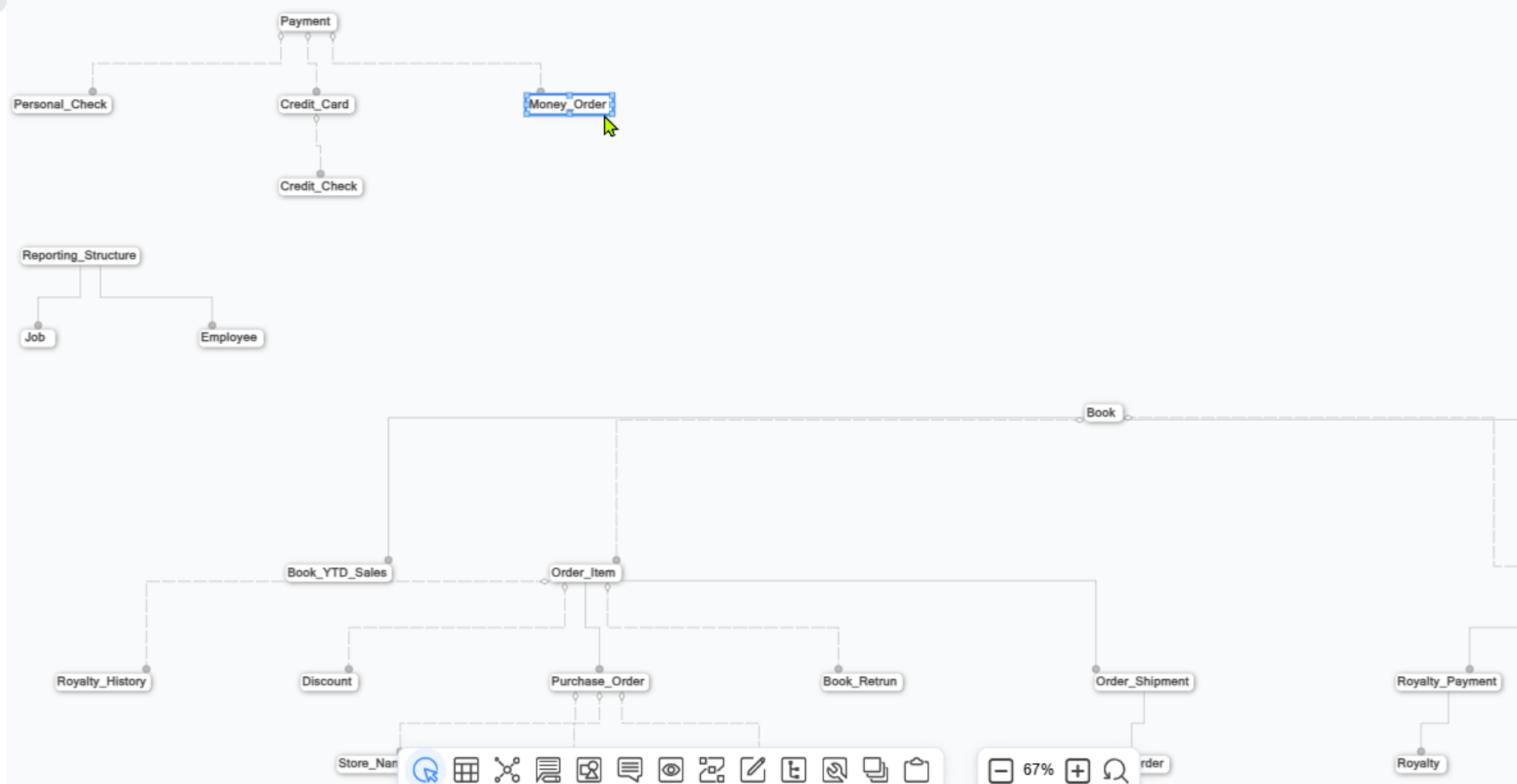
Diagram View Quick Editor

Conceptual Download



Zoom out

67%

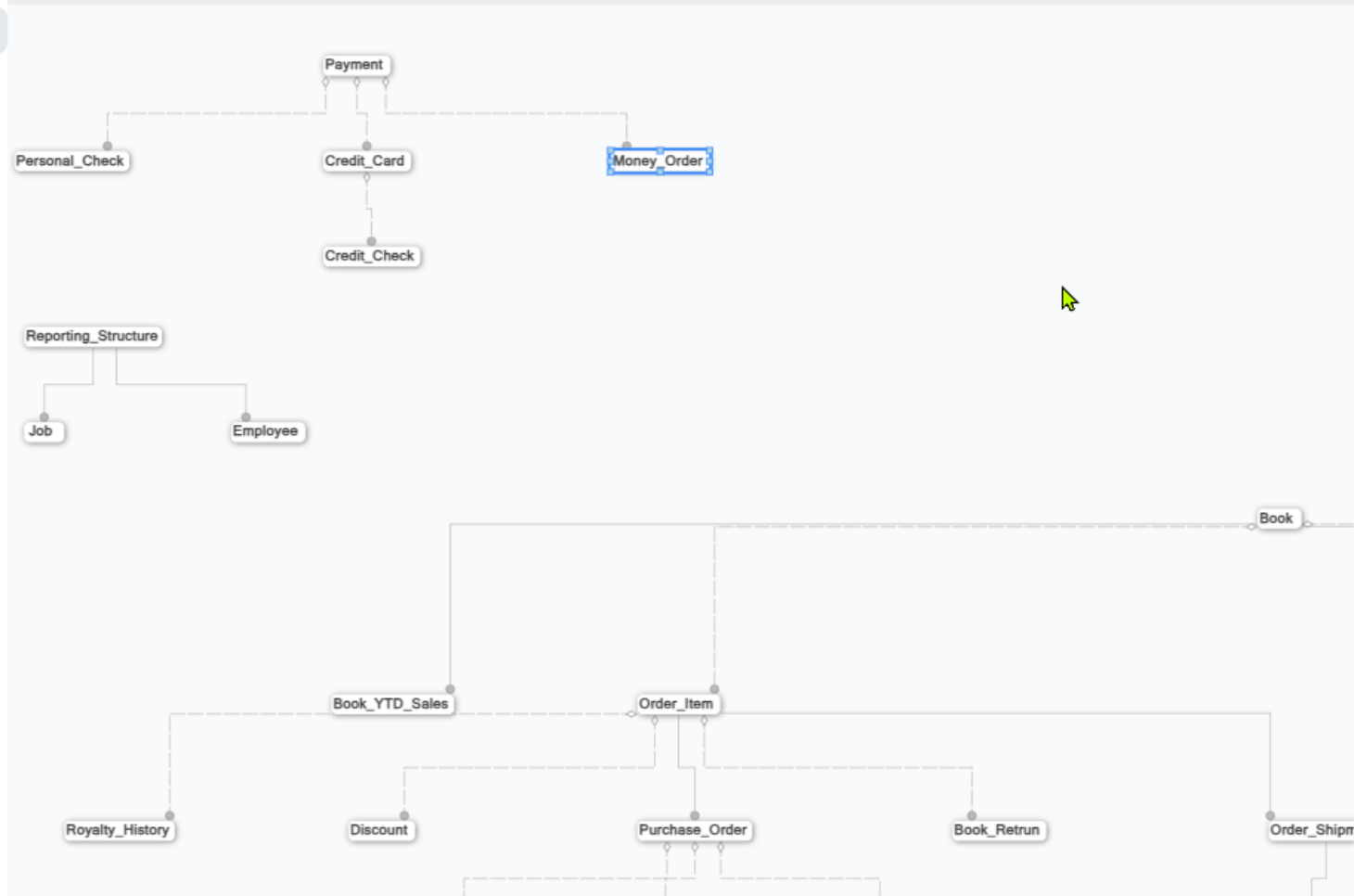




Search for...

Overview
Model Explorer
Catalogs
Modeler

Conceptual + Add Diagram



Money Order

GENERAL

Name: Money Order

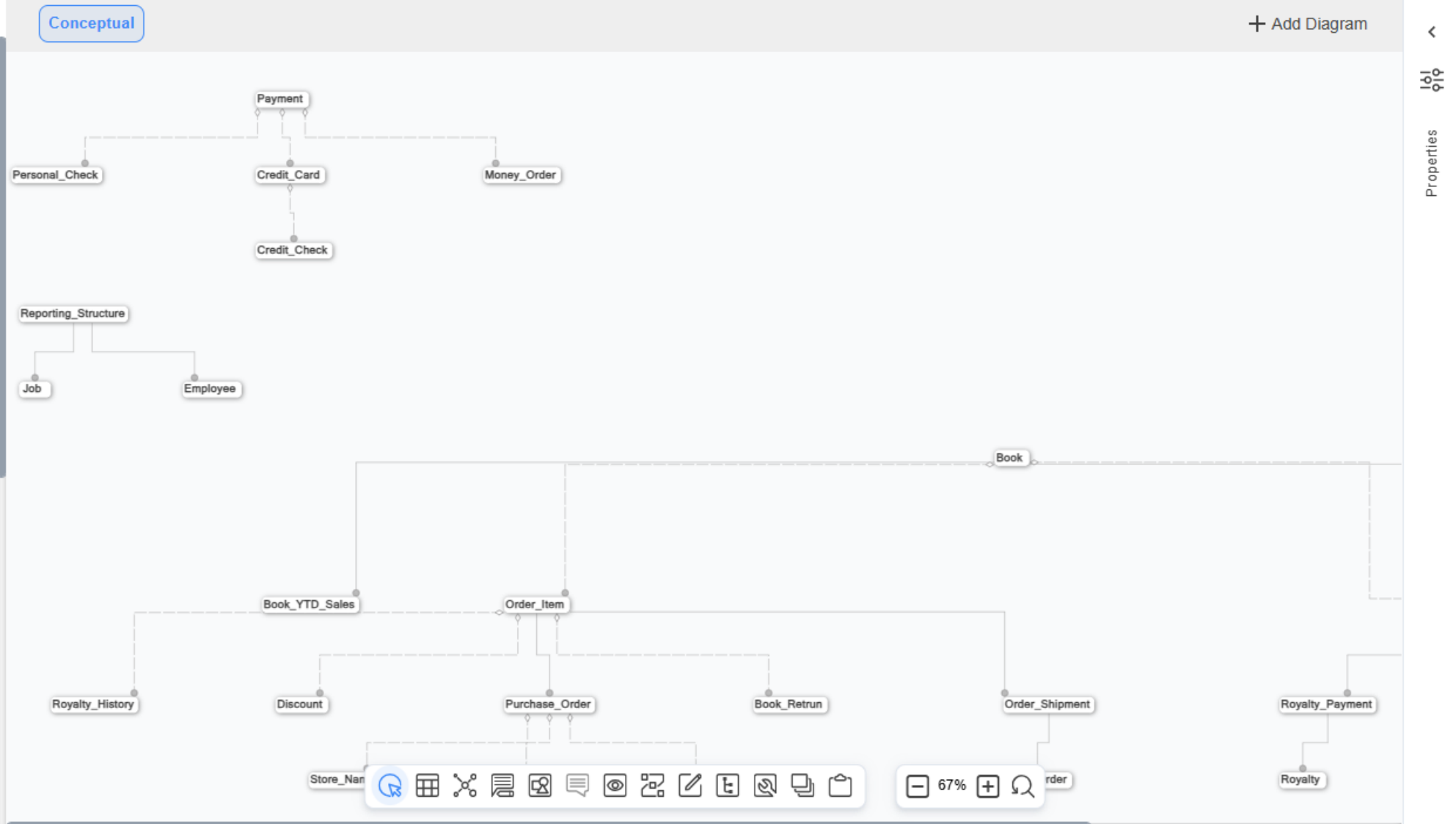
Update Entity Definition To Match:

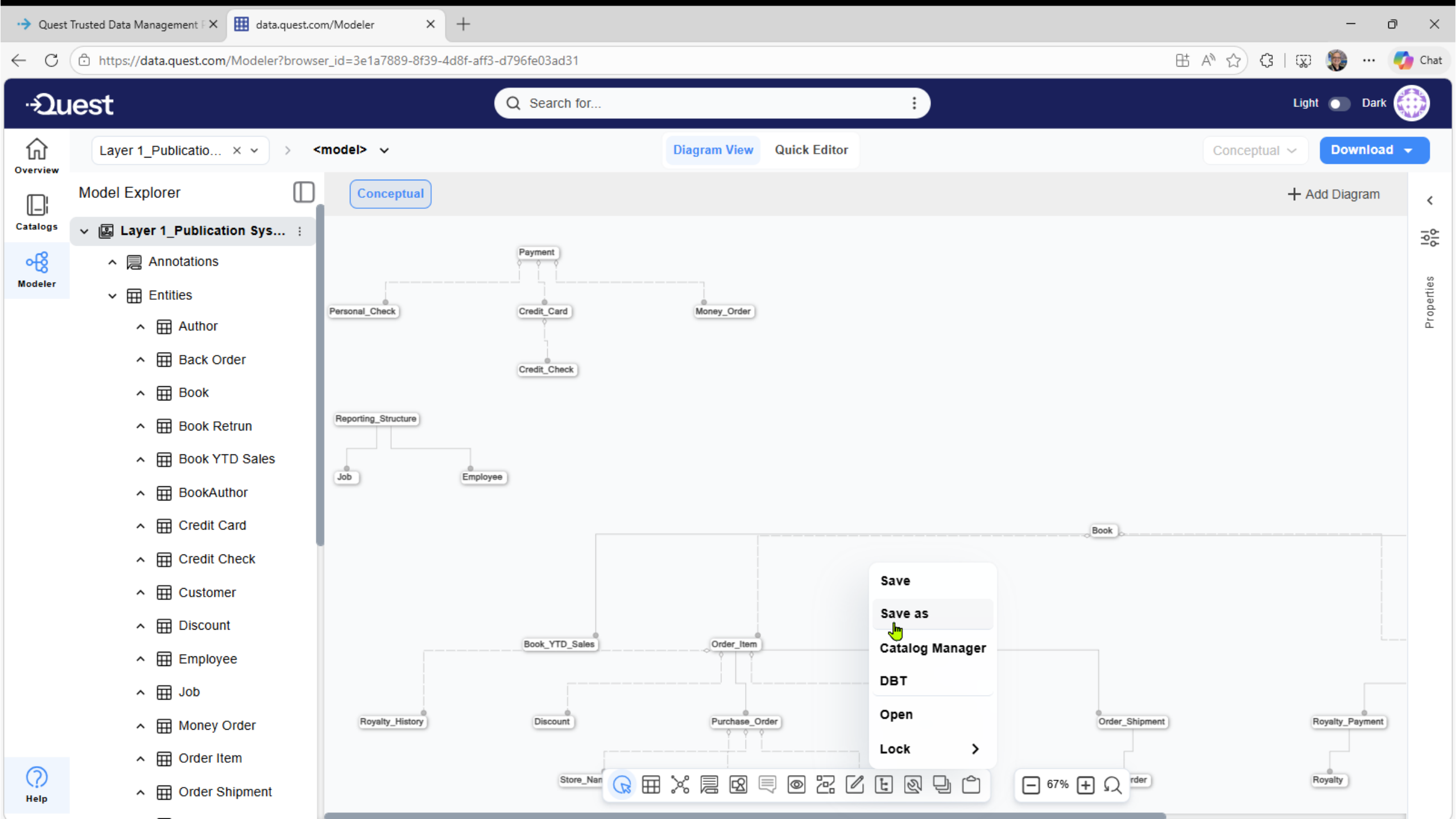
Initial Row Count:

Max Rows:

Growth By Month:

- Annotations
- Entities
 - Author
 - Back Order
 - Book
 - Book Retrun
 - Book YTD Sales
 - BookAuthor
 - Credit Card
 - Credit Check
 - Customer
 - Discount
 - Employee
 - Job
 - Money Order
 - Order Item
 - Order Shipment





Save As

New Folder Search Mart... Loaded Catalogs

- Mart
 - Arvind
 - Design Layer Architecture
 - New Library (1)
 - New Library (2)
 - New Library (3)
 - New Library - Chang
 - QDM Demo
 - Skills 101**
 - Zizar Test
 - Amazon Commerce_Arun

NAME	CREATOR	LAST MODIFIER	MODIFIED ON	ENTITY/TABLE COUNT	ATTRIBUTE COU
No models found					

Model Name

Layer 1_Publication System Conceptual Data Model (CDM)

Save As... Cancel


QDM Mart Model





→ Quest


Welcome back, Andy McGovern (amcgoover)

Quick Actions

 **New Model**
Create Conceptual/Logical/Physical

 **Open Model**
Open or import a model

 **Open Mart Model**
Open a model from Mart

 **Reverse Engineering**
Reverse engineer database

AI Model Generator

Describe the data model you want to create

[Click here to get started and let the AI assist you in designing the perfect schema for your application.](#)

Recent Models

File Name	Modified On	Version	Type	Entities
★ Layer 1_Publication System Conceptual Data Model (CDM)	Jun 4, 2026 2:52 PM	V0	Conceptual	26 View stats



Search for...



Catalog Manager

Open



Search catalogs... Loaded Catalogs

Icons: Home, Edit, Copy, Add, Remove, Refresh, Delete

- ^ Mart
 - Arvind
 - Design Layer Architecture
 - New Library (1)
 - New Library (2)
 - New Library (3)
 - New Library - Chang
 - QDM Demo
 - Skills 101**
 - Zizar Test
- Amazon Commerce_Arun
- Arun_Model
- Derived from Financial Ledger
- Promotion_Surbhi 1-LOGICAL
- RaunakModel

Details Locks

Name Skills 101

Description Description (maximum of 4000 characters)

Created By andy mcgovern (amcgoover)

Created On 06/04/2026 6:53 PM



Help



Search for...

Overview

Catalog Manager

Open

Catalogs

Search catalogs... Loaded Catalogs

📄 📄 📄 + 📄 🔄 🗑️

- ^ Mart
 - ✓ Arvind
 - ✓ Design Layer Architecture
 - New Library (1)
 - ✓ New Library (2)
 - ✓ New Library (3)
 - ✓ New Library - Chang
 - ✓ QDM Demo
 - ^ Skills 101
 - Layer 1_Publication System Conceptual Data Model (CDM)
 - Version 1
 - ✓ Zizar Test
 - ✓ Amazon Commerce_Arun
 - ✓ Arun_Model
 - ✓ Derived from Financial Ledger

Details Locks

Name Skills 101

Description Description (maximum of 4000 characters)

Created By andy mcgovern (amcgoover)

Created On 06/04/2026 6:53 PM

Help

Search catalogs... Loaded Catalogs

⊞ ⊞ ⊞ ⊞ ⊞ ⊞

- ⊞ Mart
 - ⊞ Arvind
 - ⊞ Design Layer Architecture
 - ⊞ New Library (1)
 - ⊞ New Library (2)
 - ⊞ New Library (3)
 - ⊞ New Library - Chang
 - ⊞ QDM Demo
 - ⊞ Skills 101
 - ⊞ Layer 1_Publication System Conceptual Data Model (CDM)
 - ⊞ Version 1
 - ⊞ Zizar Test
 - ⊞ Amazon Commerce_Arun
 - ⊞ Arun_Model
 - ⊞ Derived from Financial Ledger

Details Locks

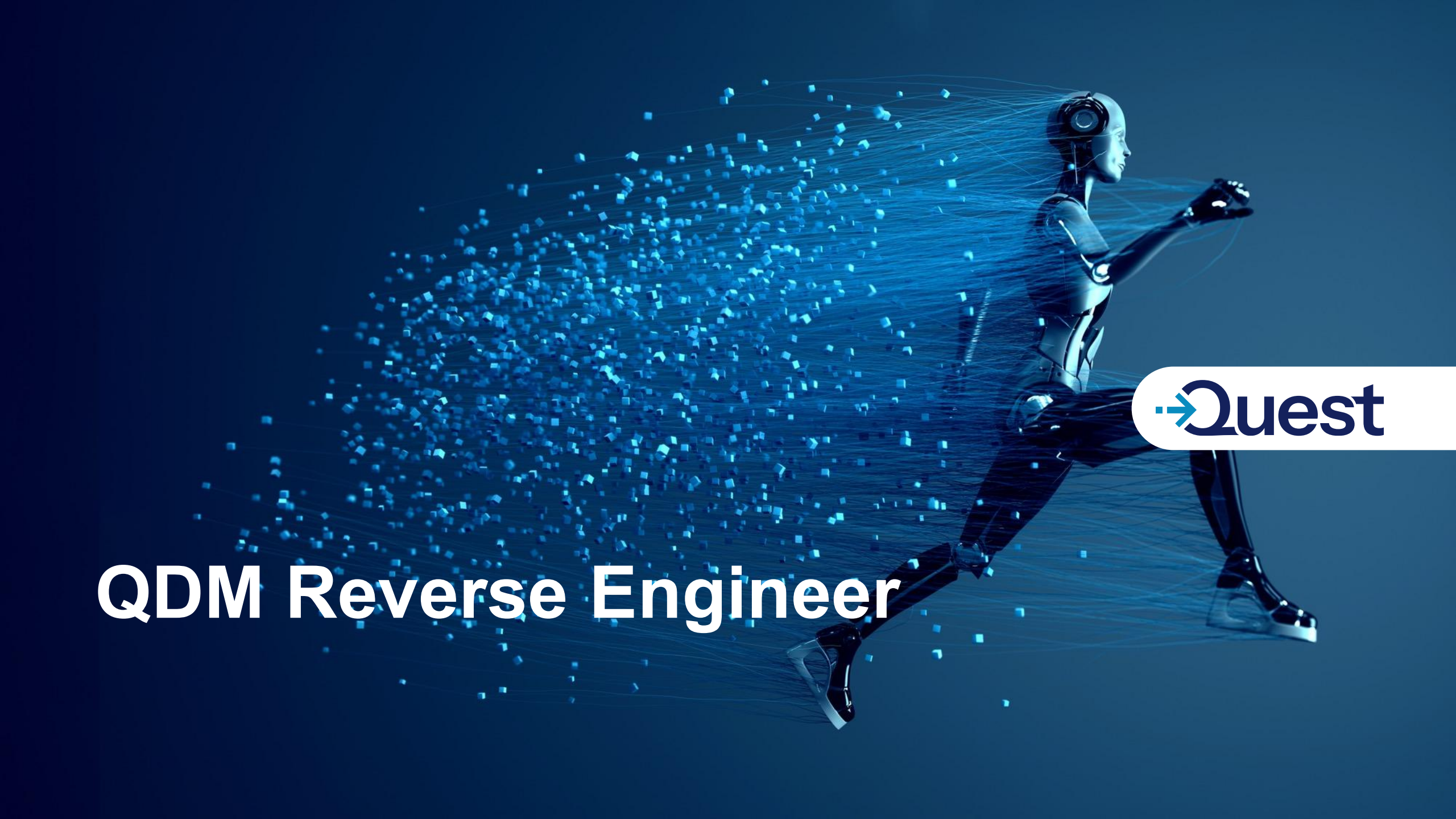
Name
Version 1

Description
Layer 1_Publication System Conceptual Data Model (CDM)

Created By
andy mcgovern (amcgover)

Created On
06/04/2026 6:54 PM

- Mark Version
- Hide Version
- Open in Modeler



QDM Reverse Engineer

Welcome back, Andy McGovern (amcgoover)

Quick Actions

New Model
Create Conceptual/Logical/Physical

Open Model
Open or import a model

Open Mart Model
Open a model from Mart

Reverse Engineering
Reverse engineer database

AI Model Generator

Describe the data model you want to create

Click here to get started and let the AI assist you in designing the perfect schema for your application.

Recent Models

No recent models found.



Search for...

Reverse Engineer

[Switch to Single Page](#)

- 1 Overview
- 2 Connection
- 3 Schemas
- 4 Tables
- 5 Views
- 6 Options

Overview

Choose how you want to reverse engineer your database.

Reverse engineer source

- Database
- Script file

Type

- Physical
- Logical/physical

Database *

Version *



Reverse Engineer

[Switch to Single Page](#)

- 1 Overview
- 2 Connection
- 3 Schemas
- 4 Tables
- 5 Views
- 6 Options

Overview

Choose how you want to reverse engineer your database.

Reverse engineer source

- Database
- Script file

Type

- Physical
- Logical/physical

Database *

Select database

- Microsoft Fabric
- Databricks
- Snowflake

Version *

Select version



Reverse Engineer

[Switch to Single Page](#)

- 1 Overview
- 2 Connection
- 3 Schemas
- 4 Tables
- 5 Views
- 6 Options

Overview

Choose how you want to reverse engineer your database.

Reverse engineer source

- Database
- Script file

Type

- Physical
- Logical/physical

Database *

Version *

- Data Warehouse
- Data Warehouse**
- Lakehouse



Search for...

Reverse Engineer

[Switch to Single Page](#)



- 1 Overview
- 2 Connection
- 3 Schemas
- 4 Tables
- 5 Views
- 6 Options

Overview

Choose how you want to reverse engineer your database.

Reverse engineer source

- Database
- Script file

Type

- Physical
- Logical/physical

Database *

Microsoft Fabric

Version *

Lakehouse

Back

Next

Reverse Engineer

[Switch to Single Page](#)

- Overview
- 2 Connection**
- 3 Schemas
- 4 Tables
- 5 Views
- 6 Options

Connection

Establish a connection to your database server.

Database	Version	Authentication *
<input type="text" value="Microsoft Fabric"/>	<input type="text" value="Lakehouse"/>	<input type="text" value="Database Authentication"/>
Username	Password	
<input type="text" value="andy.mcGovern@quest.com"/>	<input type="password"/>	

Connection Parameters

Connection Type *	<input type="text" value="Select connection type"/>
Client ID *	<input type="text" value="Enter client ID"/>
Client Secret *	<input type="text" value="Enter client secret"/>
Lakehouse *	<input type="text" value="Enter lakehouse name"/>
Server Name *	<input type="text" value="Enter server name or host"/>
Port *	<input type="text" value="Enter port number"/>

Connect to load schemas and tables.



Reverse Engineer

[Switch to Single Page](#)

- 1 Overview
- 2 Connection
- 3 Catalogs
- 4 Databases
- 5 Tables
- 6 Views
- 7 Options

Overview

Choose how you want to reverse engineer your database.

Reverse engineer source

- Database
- Script file

Type

- Physical
- Logical/physical

Database *

Version *



Reverse Engineer

[Switch to Single Page](#)

- Overview
- 2 Connection**
- 3 Catalogs
- 4 Databases
- 5 Tables
- 6 Views
- 7 Options

Connection

Establish a connection to your database server.

Database	Version	Authentication *
<input type="text" value="Databricks"/>	<input type="text"/>	<input type="text" value="Database Authentication"/>
Username	Password	
<input type="text" value="andy.mcgovern@quest.com"/>	<input type="password"/>	

Connection Parameters

Connection Type *	<input type="text" value="Select connection type"/>
Connection String *	<input type="text"/>

Connect to load schemas and tables.



Reverse Engineer

[Switch to Single Page](#)

- Overview
- 2 Connection**
- 3 Catalogs
- 4 Databases
- 5 Tables
- 6 Views
- 7 Options

Connection

Establish a connection to your database server.

Database	Version	Authentication *
<input type="text" value="Databricks"/>	<input type="text"/>	<input type="text" value="Database Authentication"/>
Username	Password	
<input type="text" value="andy.mcGovern@quest.com"/>	<input type="password"/>	

Connection Parameters

Connection Type *	<input type="text" value="Use JDBC Connection"/>
Connection String *	<input type="text" value="jdbc:databricks://host:port/default;transportMode=http;ssl=1;httpPath=..."/>

Connect to load schemas and tables.



Reverse Engineer

[Switch to Single Page](#)

- 1 Overview
- 2 Connection
- 3 Schemas
- 4 Tables
- 5 Views
- 6 Options

Overview

Choose how you want to reverse engineer your database.

Reverse engineer source

- Database
- Script file

Type

- Physical
- Logical/physical

Database *

Version *

Reverse Engineer

[Switch to Single Page](#)

- Overview
- 2 Connection**
- 3 Schemas
- 4 Tables
- 5 Views
- 6 Options

Connection

Establish a connection to your database server.

Database	Version	Authentication *
<input type="text" value="Snowflake"/>	<input type="text"/>	<input type="text" value="Database Authentication"/>
Username	Password	
<input type="text" value="andy.mcGovern@quest.com"/>	<input type="password"/>	

Connection Parameters

Connection Type *	<input type="text" value="Use JDBC Connection"/>
Server Name *	<input type="text" value="Enter server name or host"/>
Port *	<input type="text" value="Enter port number"/>
Database *	<input type="text" value="Enter database name"/>
Warehouse *	<input type="text" value="Enter warehouse name"/>

Connect to load schemas and tables.



QDM AI Model Generator

Quick Actions

New Model
Create Conceptual/Logical/Physical

Open Model
Open or import a model

Open Mart Model
Open a model from Mart

Reverse Engineering
Reverse engineer database

AI Model Generator

Describe the data model you want to create

[Click here to get started and let the AI assist you in designing the perfect schema for your application.](#)

Recent Models

No recent models found.

Welcome back, Andy McGovern (amcgoover)

Quick Actions

New Model
Create Conceptual/Logical/Physical

Open Model
Open or import a model

Open Mart Model
Open a model from Mart

Reverse Engineering
Reverse engineer database

AI Model Generator

Describe the data model you want to create

Model an analytics pipeline schema that captures raw events, staging, and curated datasets

- Conceptual
- Logical
- Physical
- Logical/Physical

0 / 2000 Cancel Create

Quick Actions

New Model
Create Conceptual/Logical/Physical

Open Model
Open or import a model

Open Mart Model
Open a model from Mart

Reverse Engineering
Reverse engineer database

AI Model Generator

Describe the data model you want to create

Design a content management data

0 / 2000 Cancel Create

Recent Models

Quick Actions

New Model
Create Conceptual/Logical/Physical

Open Model
Open or import a model

Open Mart Model
Open a model from Mart

Reverse Engineering
Reverse engineer database

AI Model Generator

Describe the data model you want to create

"We need to track Customers, the Orders they place, the Products in each Order, and the Suppliers who provide those Products."

126 / 2000 Cancel Create

Recent Models

Quick Actions

New Model
Create Conceptual/Logical/Physical

Open Model
Open or import a model

Open Mart Model
Open a model from Mart

Reverse Engineering
Reverse engineer database

AI Model Generator

Describe the data model you want to create

"We need to track Customers, the Orders they place, the Products in each Order, and the Suppliers who provide those Products."

126 / 2000 Cancel Create

Recent Models



QDM Prompt Gallery



Overview

Catalogs

Quick Actions



New Model

Create Conceptual/Logical/Physical



Open Model

Open or import a model



Open Mart Model

Open a model from Mart



Reverse Engineering

Reverse engineer database



AI Model Generator

Describe the data model you want to create

"We need to track Customers, the Orders they place, the Products in each Order, and the Suppliers who provide those Products."



126 / 2000 Cancel Processing...

Validating requirement..

Recent Models



Help

Order Management

Logical data model for tracking customers, their orders, the products within those orders, and the suppliers who provide those products.

Use Cases: **Record and manage customer orders, including which customer placed each order.** **Track which products are included in each order and in what quantities.** **Analyze sales by customer, order, a**

Select Entities (5 / 5)

Select All Deselect All

Customer ✓ Table ~10 columns Represents an individual or organization that places orders.	Order ✓ Table ~12 columns Represents a purchase transaction placed by a customer, typically consisting of on...	OrderProduct ✓ Table ~8 columns Associative entity representing the inclusion of a specific product in a speci...	Product ✓ Table ~12 columns Represents an item that can be ordered by customers and is provided by one or...
Supplier ✓ Table ~10 columns Represents a party that provides products available for ordering.			

Relationships (4)

Customer > Order Order > OrderProduct Product > OrderProduct Supplier > Product

Cancel **Confirm (5 Entities)**

Order Management

Logical data model for tracking customers, their orders, the products within those orders, and the suppliers who provide those products.

Use Cases: **Record and manage customer orders, including which customer placed each order.** **Track which products are included in each order and in what quantities.** **Analyze sales by customer, order, a**

Select Entities (5 / 5) + Select All - Deselect All

- Customer** ✓
Table ~10 columns
Represents an individual or organization that places orders.
- Order** ✓
Table ~12 columns
Represents a purchase transaction placed by a customer, typically consisting of on...
- OrderProduct** ✓
Table ~8 columns
Associative entity representing the inclusion of a specific product in a speci...
- Product** ✓
Table ~12 columns
Represents an item that can be ordered by customers and is provided by one or...
- Supplier** ✓
Table ~10 columns
Represents a party that provides products available for ordering.

Relationships (4)

- Customer > Order
- Order > OrderProduct
- Product > OrderProduct
- Supplier > Product

Cancel **Confirm (5 Entities)**

Order Management

Core entities and relationships to track customers, their orders, the products within those orders, and the suppliers providing those products.

Use Cases: Record and track customer orders over time, including which customer placed each order. Analyze order contents by product to understand sales performance and demand. Trace which suppliers provide products.

Select Entities (5 / 5)

Select All Deselect All

Customer ✓
Table - ~10 columns
Represents a person or organization that places orders.

Order ✓
Table - ~12 columns
Represents a purchase placed by a customer, potentially containing multiple...

OrderItem ✓
Table - ~8 columns
Represents an individual product line within an order, capturing quantity and...

Product ✓
Table - ~12 columns
Represents a sellable item that can appear in customer orders.

Supplier ✓
Table - ~10 columns
Represents a business entity that supplies products.


Relationships (4)


- Customer > Order
- Order > OrderItem
- Product > OrderItem
- Supplier > Product


Cancel Confirm (5 Entities)


Welcome back, Andy McGovern (amcgoover)

Quick Actions

 **New Model**
Create Conceptual/Logical/Physical

 **Open Model**
Open or import a model

 **Open Mart Model**
Open a model from Mart

 **Reverse Engineering**
Reverse engineer database

AI Model Generator

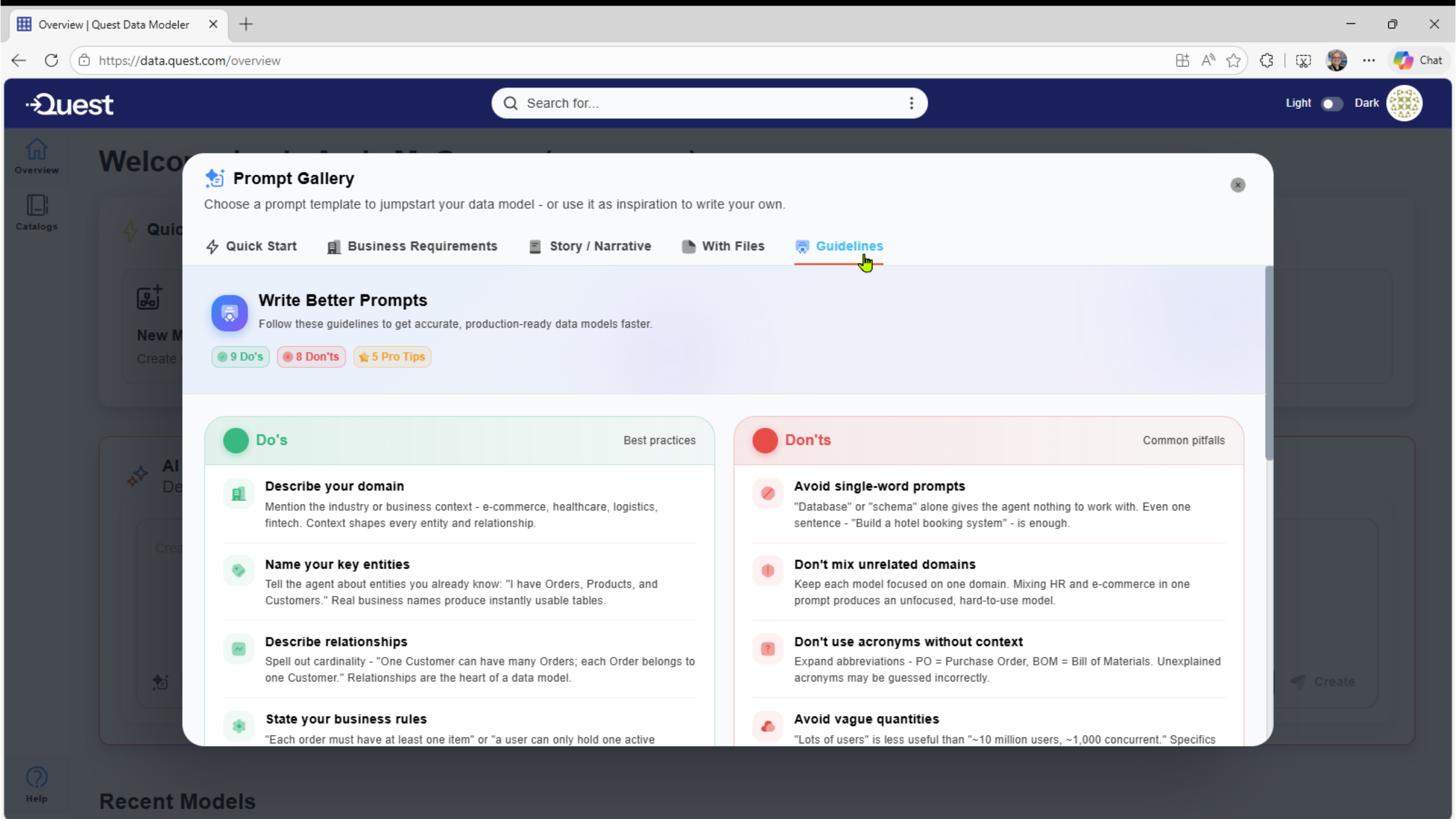
Describe the data model you want to create

Design a permission

0 / 2000 Cancel Create

Prompt Gallery

Recent Models



Prompt Gallery

Choose a prompt template to jumpstart your data model - or use it as inspiration to write your own.

- Quick Start
- Business Requirements
- Story / Narrative
- With Files
- Guidelines**



Write Better Prompts

Follow these guidelines to get accurate, production-ready data models faster.

- 9 Do's
- 8 Don'ts
- 5 Pro Tips



Do's

Best practices



Describe your domain

Mention the industry or business context - e-commerce, healthcare, logistics, fintech. Context shapes every entity and relationship.



Name your key entities

Tell the agent about entities you already know: "I have Orders, Products, and Customers." Real business names produce instantly usable tables.



Describe relationships

Spell out cardinality - "One Customer can have many Orders; each Order belongs to one Customer." Relationships are the heart of a data model.



State your business rules

"Each order must have at least one item" or "a user can only hold one active



Don'ts

Common pitfalls



Avoid single-word prompts

"Database" or "schema" alone gives the agent nothing to work with. Even one sentence - "Build a hotel booking system" - is enough.



Don't mix unrelated domains

Keep each model focused on one domain. Mixing HR and e-commerce in one prompt produces an unfocused, hard-to-use model.



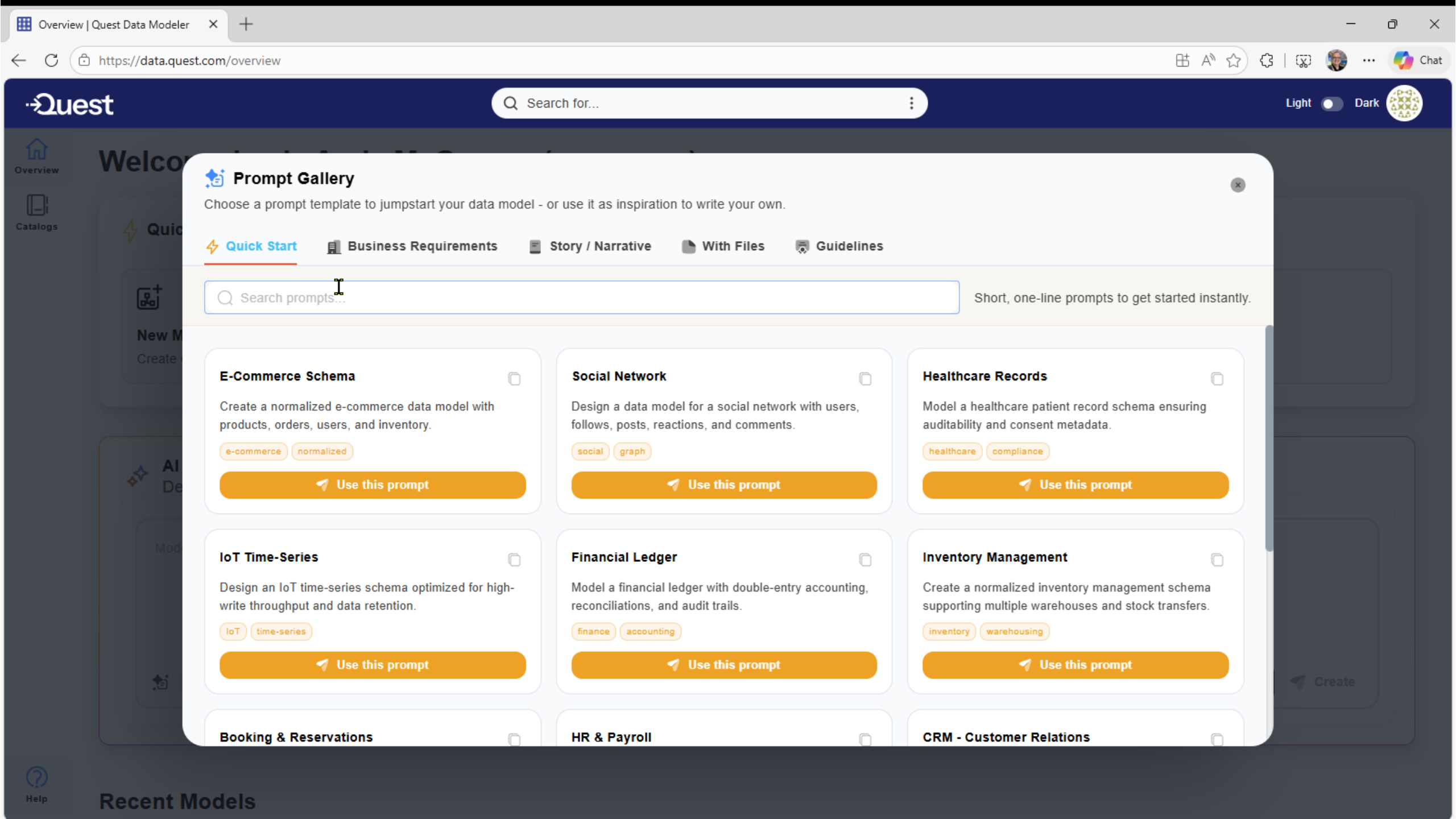
Don't use acronyms without context

Expand abbreviations - PO = Purchase Order, BOM = Bill of Materials. Unexplained acronyms may be guessed incorrectly.



Avoid vague quantities

"Lots of users" is less useful than "~10 million users, ~1,000 concurrent." Specifics



Prompt Gallery

Choose a prompt template to jumpstart your data model - or use it as inspiration to write your own.

- Quick Start
- Business Requirements
- Story / Narrative
- With Files
- Guidelines

Search prompts...

Short, one-line prompts to get started instantly.

E-Commerce Schema

Create a normalized e-commerce data model with products, orders, users, and inventory.

e-commerce normalized

Use this prompt

Social Network

Design a data model for a social network with users, follows, posts, reactions, and comments.

social graph

Use this prompt

Healthcare Records

Model a healthcare patient record schema ensuring auditability and consent metadata.

healthcare compliance

Use this prompt

IoT Time-Series

Design an IoT time-series schema optimized for high-write throughput and data retention.

IoT time-series

Use this prompt

Financial Ledger

Model a financial ledger with double-entry accounting, reconciliations, and audit trails.

finance accounting

Use this prompt

Inventory Management

Create a normalized inventory management schema supporting multiple warehouses and stock transfers.

inventory warehousing

Use this prompt

Booking & Reservations

HR & Payroll

CRM - Customer Relations

Prompt Gallery

Choose a prompt template to jumpstart your data model - or use it as inspiration to write your own.

[Quick Start](#) [Business Requirements](#) [Story / Narrative](#) [With Files](#) [Guidelines](#)

Search prompts... Short, one-line prompts to get started instantly.

Booking & Reservations

Design a booking and availability schema for a hotel or restaurant reservation system with time-slot management.

booking reservations

Use this prompt

HR & Payroll

Model an HR and payroll schema covering employees, departments, contracts, salaries, and leave management.

HR payroll

Use this prompt

CRM - Customer Relations

Design a CRM data model with contacts, companies, opportunities, activities, and pipeline stages.

CRM sales

Use this prompt

Learning Management

Create a learning management system schema with courses, lessons, enrollments, quizzes, and progress tracking.

LMS education

Use this prompt

Issue Tracker

Model a project issue tracker schema with projects, issues, labels, assignees, comments, and status workflows.

project issues

Use this prompt

Subscription Billing

Design a subscription billing schema with plans, subscribers, invoices, payments, and proration support.

billing subscriptions

Use this prompt

Prompt Gallery

Choose a prompt template to jumpstart your data model - or use it as inspiration to write your own.

Quick Start **Business Requirements** Story / Narrative With Files Guidelines

Search prompts... Detailed, business-language prompts drawn from real-world domain requirements.

Multi-Tenant SaaS Platform

We are building a multi-tenant SaaS application. Each tenant must have isolated data while sharing infrastructure. The core entities are: Tenants, Users (scoped to a tenant), Subscriptions (plan, billing cycl...

SaaS multi-tenant RBAC

Use this prompt

Product Catalog with Variants

Our product catalog must support: Products with multiple variants (size, color, material), Pricing tiers per region and customer segment, Stock-keeping units (SKUs) linked to variants, Category hierarchy (up to ...

catalog variants pricing

Use this prompt

Booking & Availability Engine

We need a booking and availability model for a hospitality platform. Resources (rooms, tables, seats) have schedules with availability windows. Bookings reference a resource, a customer, a time range, and ...

booking availability hospitality

Use this prompt

GDPR / CCPA Compliance

Design a data privacy compliance schema covering: Data Subjects (natural persons and their personal data inventory), Consent Records (purposes, legal basis, timestamps, expiry), Erasure Requests (status,...

GDPR CCPA privacy compliance

Use this prompt

Permissions & Access Control

Design a permissions and roles model with hierarchical scopes and access control lists. Roles contain Permissions. Permissions are resource + action pairs (e.g., catalog:read). Users can be assigned multiple...

RBAC permissions security

Use this prompt

Analytics Data Warehouse

Create a metadata-driven analytics schema in star/snowflake format for sales reporting. Facts: SalesFact (units sold, revenue, discounts, date, product, store, customer). Dimensions: DateDim...

analytics data-warehouse star-schema

Use this prompt

Prompt Gallery

Choose a prompt template to jumpstart your data model - or use it as inspiration to write your own.

Quick Start **Business Requirements** Story / Narrative With Files Guidelines

Search prompts... Detailed, business-language prompts drawn from real-world domain requirements.

Fleet & Vehicle Tracking

We manage a fleet of delivery vehicles. Each Vehicle belongs to a Depot and has a maintenance schedule (service intervals, parts replaced, technician). Drivers are assigned to vehicles for Trips (origin, destination,...

fleet logistics GPS

Use this prompt

Supply Chain & Procurement

Our supply chain system covers: Suppliers (with tiered qualification levels), Purchase Orders (line items, quantities, agreed price, delivery schedule), Goods Receipts (actual quantities received, quality inspectio...

supply-chain procurement P2P

Use this prompt

Real Estate Marketplace

Design a real estate marketplace schema. Properties have a type (apartment, house, commercial), address (geocoded), multiple photos, and a status (available, under offer, sold, rented). Listings link a Property to a...

real-estate marketplace listings

Use this prompt

Airline Reservations

Model an airline reservation system. Flights have a flight number, origin, destination, departure and arrival times, aircraft type, and seat map. Passengers book Reservations for one or more flights (itinerary),...

airline reservations travel

Use this prompt

Telecom Network Inventory

We need to model a telecom network inventory. Physical assets include Network Nodes (routers, switches, fibre splitters) placed at Locations (data centres, street cabinets, customer premises). Logical...

telecom network inventory

Use this prompt

Prompt Gallery

Choose a prompt template to jumpstart your data model - or use it as inspiration to write your own.

Quick Start Business Requirements **Story / Narrative** With Files Guidelines

Search prompts... Describe your system as a story - the agent extracts entities and relationships from context.

Event-Sourced Order System

Our platform processes thousands of orders per day. When a customer places an order, we publish an OrderPlaced event containing the customer, items, and delivery address. As the order moves through...

event-sourcing CQRS orders

Use this prompt

Content Management with Localization

We run a global content platform. Authors create Articles, which go through an editorial workflow: Draft → Review → Approved → Published → Archived. Each article can have multiple versions; only one is "active..."

CMS localization versioning

Use this prompt

Recommendation Engine

We want to build a recommendation engine for our streaming platform. Users watch Videos tagged with Genre, Mood, Language, and Cast. We record every user interaction: views, ratings (1-5 stars), watchlist...

recommendations ml streaming

Use this prompt

Graph-Connected Knowledge Base

We're building a knowledge graph for enterprise data lineage. Every asset (Table, Column, Report, Dashboard, API, Pipeline) is a node. Relationships between them (Table → Column, Pipeline reads Tabl...

knowledge-graph data-lineage graph

Use this prompt

Digital Banking Platform

We are building a digital bank. Customers open Accounts (checking, savings, credit). Every money movement is an immutable Transaction (debit or credit, amount, timestamp, reference, counterparty). Accoun...

banking fintech transactions

Use this prompt

Multi-Warehouse Fulfillment

Our e-commerce company ships from multiple warehouses. When an order arrives, an OrderFulfillment record is created and split into one or more Shipments based on stock availability per...

fulfillment warehousing returns

Use this prompt

Prompt Gallery

Choose a prompt template to jumpstart your data model - or use it as inspiration to write your own.

Quick Start Business Requirements **Story / Narrative** With Files Guidelines

Search prompts... Describe your system as a story - the agent extracts entities and relationships from context.

Graph-Connected Knowledge Base

We're building a knowledge graph for enterprise data lineage. Every asset (Table, Column, Report, Dashboard, API, Pipeline) is a node. Relationships between them (Table → Column, Pipeline reads Tabl...

knowledge-graph data-lineage graph

Use this prompt

Digital Banking Platform

We are building a digital bank. Customers open Accounts (checking, savings, credit). Every money movement is an immutable Transaction (debit or credit, amount, timestamp, reference, counterparty). Account...

banking fintech transactions

Use this prompt

Multi-Warehouse Fulfillment

Our e-commerce company ships from multiple warehouses. When an order arrives, an OrderFulfillment record is created and split into one or more Shipments based on stock availability per...

fulfillment warehousing returns

Use this prompt

Smart Building & IoT Sensors

We manage a portfolio of smart commercial buildings. Each Building has Floors, Rooms, and installed Devices (temperature sensors, motion detectors, smart locks, energy meters). Devices emit Readings at...

IoT smart-building sensors

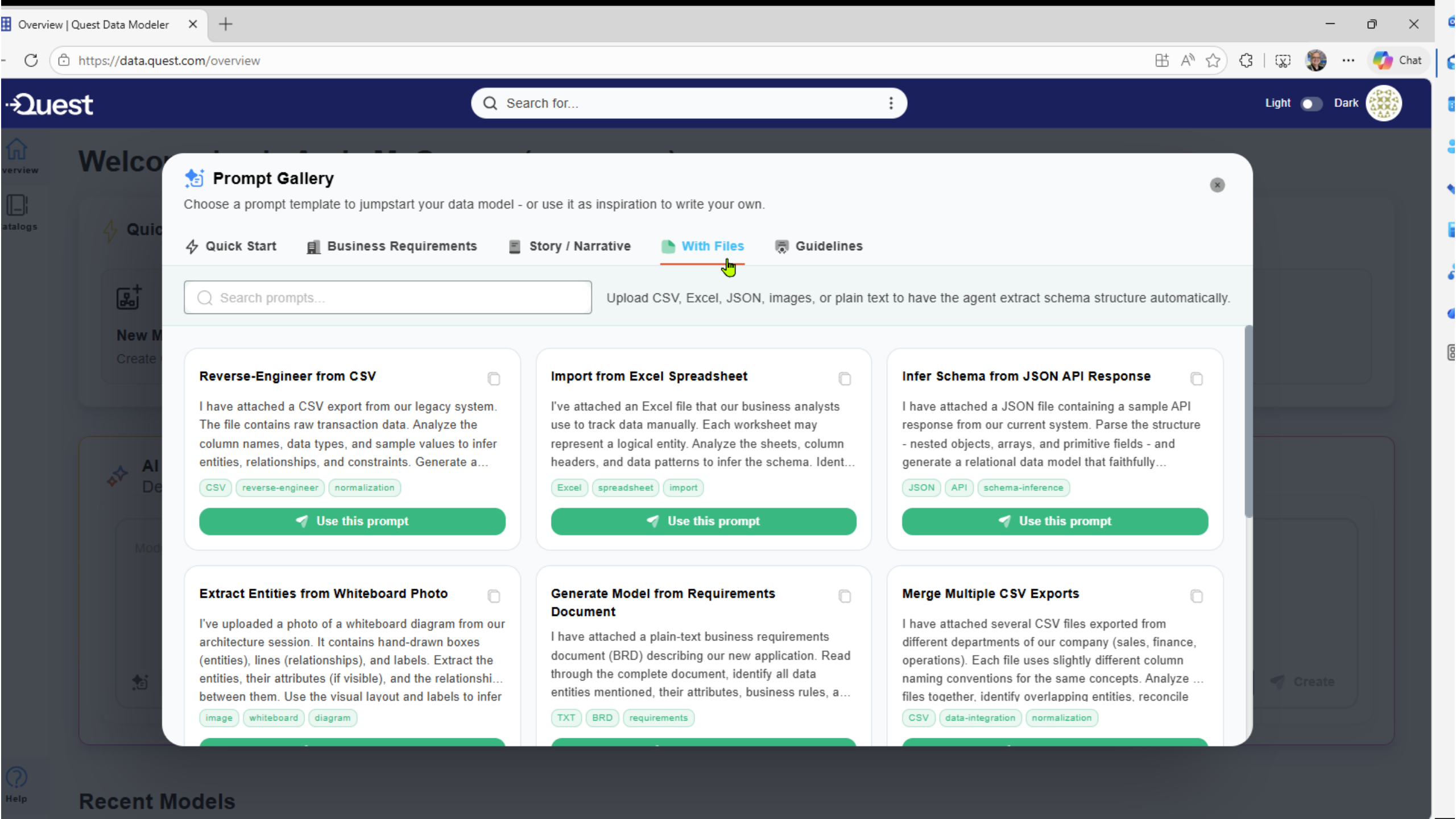
Use this prompt

Clinical Trial Management

A pharmaceutical company runs multi-site clinical trials. Each Trial has phases (I-IV), a protocol, inclusion/exclusion criteria, and a target enrollment count. Sites are hospitals or clinics; each Site enrolls...

clinical-trials healthcare pharma

Use this prompt



Prompt Gallery

Choose a prompt template to jumpstart your data model - or use it as inspiration to write your own.

- Quick Start
- Business Requirements
- Story / Narrative
- With Files**
- Guidelines

Upload CSV, Excel, JSON, images, or plain text to have the agent extract schema structure automatically.

Reverse-Engineer from CSV

I have attached a CSV export from our legacy system. The file contains raw transaction data. Analyze the column names, data types, and sample values to infer entities, relationships, and constraints. Generate a...

CSV reverse-engineer normalization

Use this prompt

Import from Excel Spreadsheet

I've attached an Excel file that our business analysts use to track data manually. Each worksheet may represent a logical entity. Analyze the sheets, column headers, and data patterns to infer the schema. Ident...

Excel spreadsheet import

Use this prompt

Infer Schema from JSON API Response

I have attached a JSON file containing a sample API response from our current system. Parse the structure - nested objects, arrays, and primitive fields - and generate a relational data model that faithfully...

JSON API schema-inference

Use this prompt

Extract Entities from Whiteboard Photo

I've uploaded a photo of a whiteboard diagram from our architecture session. It contains hand-drawn boxes (entities), lines (relationships), and labels. Extract the entities, their attributes (if visible), and the relationshi... between them. Use the visual layout and labels to infer

image whiteboard diagram

Use this prompt

Generate Model from Requirements Document

I have attached a plain-text business requirements document (BRD) describing our new application. Read through the complete document, identify all data entities mentioned, their attributes, business rules, a...

TXT BRD requirements

Use this prompt

Merge Multiple CSV Exports

I have attached several CSV files exported from different departments of our company (sales, finance, operations). Each file uses slightly different column naming conventions for the same concepts. Analyze ... files together, identify overlapping entities, reconcile

CSV data-integration normalization

Use this prompt

Prompt Gallery

Choose a prompt template to jumpstart your data model - or use it as inspiration to write your own.

Quick Start Business Requirements Story / Narrative **With Files** Guidelines

Search prompts... Upload CSV, Excel, JSON, images, or plain text to have the agent extract schema structure automatically.

Extract Entities from Whiteboard Photo

I've uploaded a photo of a whiteboard diagram from our architecture session. It contains hand-drawn boxes (entities), lines (relationships), and labels. Extract the entities, their attributes (if visible), and the relationships between them. Use the visual layout and labels to infer

image whiteboard diagram

Use this prompt

Generate Model from Requirements Document

I have attached a plain-text business requirements document (BRD) describing our new application. Read through the complete document, identify all data entities mentioned, their attributes, business rules, a...

TXT BRD requirements

Use this prompt

Merge Multiple CSV Exports

I have attached several CSV files exported from different departments of our company (sales, finance, operations). Each file uses slightly different column naming conventions for the same concepts. Analyze files together, identify overlapping entities, reconcile

CSV data-integration normalization

Use this prompt

Extract Schema from Database Screenshot

I've uploaded a screenshot of a database table list from our legacy database administration tool. The screenshot shows table names and some visible column names. Extract every table and column name... you can identify. Infer likely relationships from naming

image screenshot legacy-db

Use this prompt

Build Model from OpenAPI / Swagger JSON

I have attached a JSON file containing an OpenAPI 3.0 specification for our REST API. Parse all request and response schemas defined in the components/schemas section. Identify reusable... entities, their properties, and references between them.

JSON OpenAPI REST

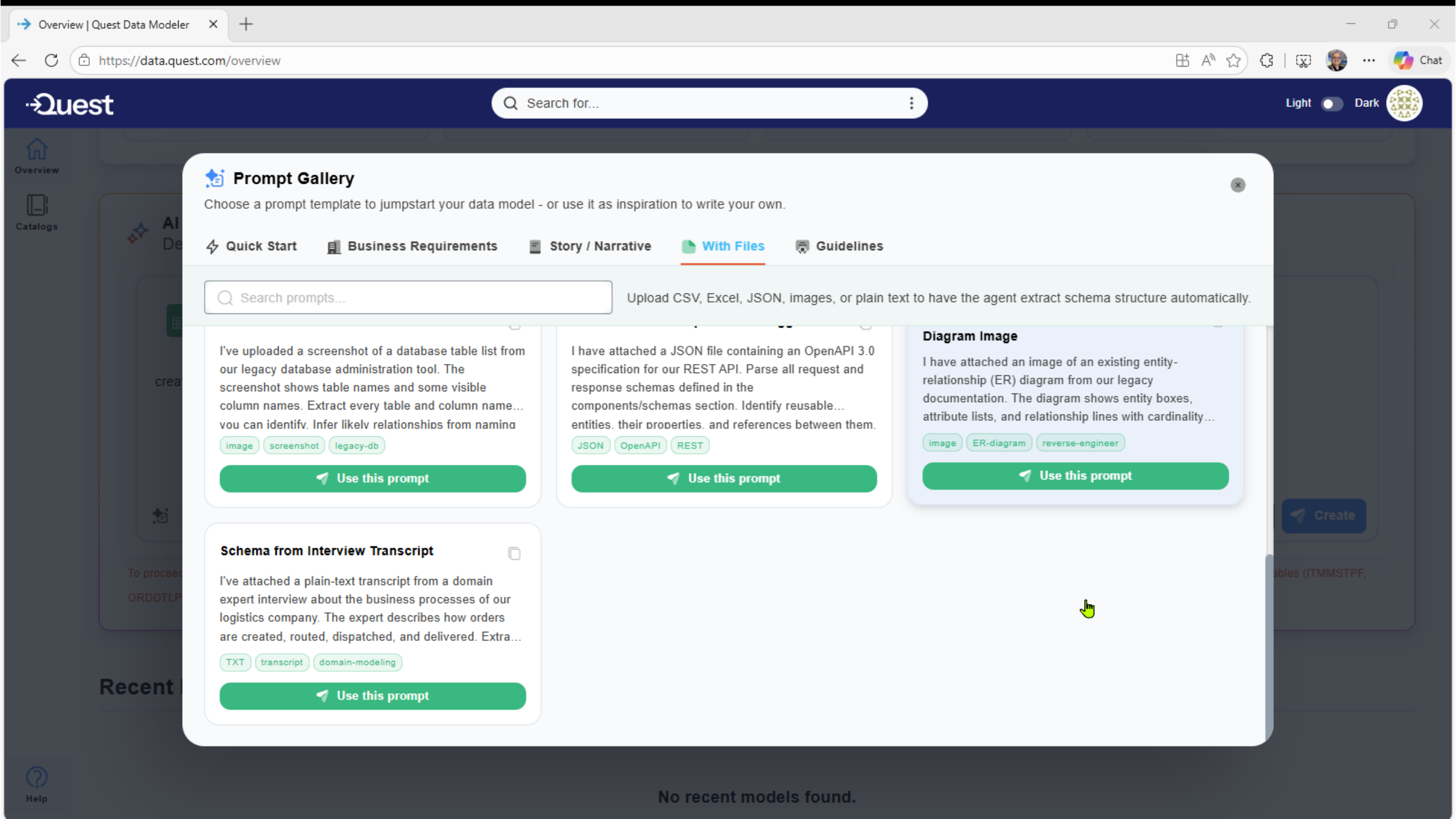
Use this prompt

Infer Model from Entity-Relationship Diagram Image

I have attached an image of an existing entity-relationship (ER) diagram from our legacy documentation. The diagram shows entity boxes, attribute lists, and relationship lines with cardinality...

image ER-diagram reverse-engineer

Use this prompt



Prompt Gallery

Choose a prompt template to jumpstart your data model - or use it as inspiration to write your own.

- Quick Start
- Business Requirements
- Story / Narrative
- With Files**
- Guidelines

Search prompts...

Upload CSV, Excel, JSON, images, or plain text to have the agent extract schema structure automatically.

I've uploaded a screenshot of a database table list from our legacy database administration tool. The screenshot shows table names and some visible column names. Extract every table and column name... you can identify. Infer likely relationships from names.

image screenshot legacy-db

Use this prompt

I have attached a JSON file containing an OpenAPI 3.0 specification for our REST API. Parse all request and response schemas defined in the components/schemas section. Identify reusable... entities, their properties, and references between them.

JSON OpenAPI REST

Use this prompt

Diagram Image

I have attached an image of an existing entity-relationship (ER) diagram from our legacy documentation. The diagram shows entity boxes, attribute lists, and relationship lines with cardinality...

image ER-diagram reverse-engineer

Use this prompt

Schema from Interview Transcript

I've attached a plain-text transcript from a domain expert interview about the business processes of our logistics company. The expert describes how orders are created, routed, dispatched, and delivered. Extra...

TXT transcript domain-modeling

Use this prompt

Create

Prompt Gallery

Choose a prompt template to jumpstart your data model - or use it as inspiration to write your own.

Quick Start Business Requirements Story / Narrative **With Files** Guidelines

Search prompts... Upload CSV, Excel, JSON, images, or plain text to have the agent extract schema structure automatically.

Reverse-Engineer from CSV

I have attached a CSV export from our legacy system. The file contains raw transaction data. Analyze the column names, data types, and sample values to infer entities, relationships, and constraints. Generate a...

CSV reverse-engineer normalization

Use this prompt

Import from Excel Spreadsheet

I've attached an Excel file that our business analysts use to track data manually. Each worksheet may represent a logical entity. Analyze the sheets, column headers, and data patterns to infer the schema. Ident...

Excel spreadsheet import

Use this prompt

Infer Schema from JSON API Response

I have attached a JSON file containing a sample API response from our current system. Parse the structure - nested objects, arrays, and primitive fields - and generate a relational data model that faithfully...

JSON API schema-inference

Use this prompt

Extract Entities from Whiteboard Photo

I've uploaded a photo of a whiteboard diagram from our architecture session. It contains hand-drawn boxes (entities), lines (relationships), and labels. Extract the entities, their attributes (if visible), and the relationshi...

image whiteboard diagram

Use this prompt

Generate Model from Requirements Document

I have attached a plain-text business requirements document (BRD) describing our new application. Read through the complete document, identify all data entities mentioned, their attributes, business rules, a...

TXT BRD requirements

Use this prompt

Merge Multiple CSV Exports

I have attached several CSV files exported from different departments of our company (sales, finance, operations). Each file uses slightly different column naming conventions for the same concepts. Analyze ... files together, identify overlapping entities, reconcile

CSV data-integration normalization

Use this prompt

Prompt Gallery

Choose a prompt template to jumpstart your data model - or use it as inspiration to write your own.

Quick Start Business Requirements Story / Narrative With Files **Guidelines**

Write Better Prompts

Follow these guidelines to get accurate, production-ready data models faster.

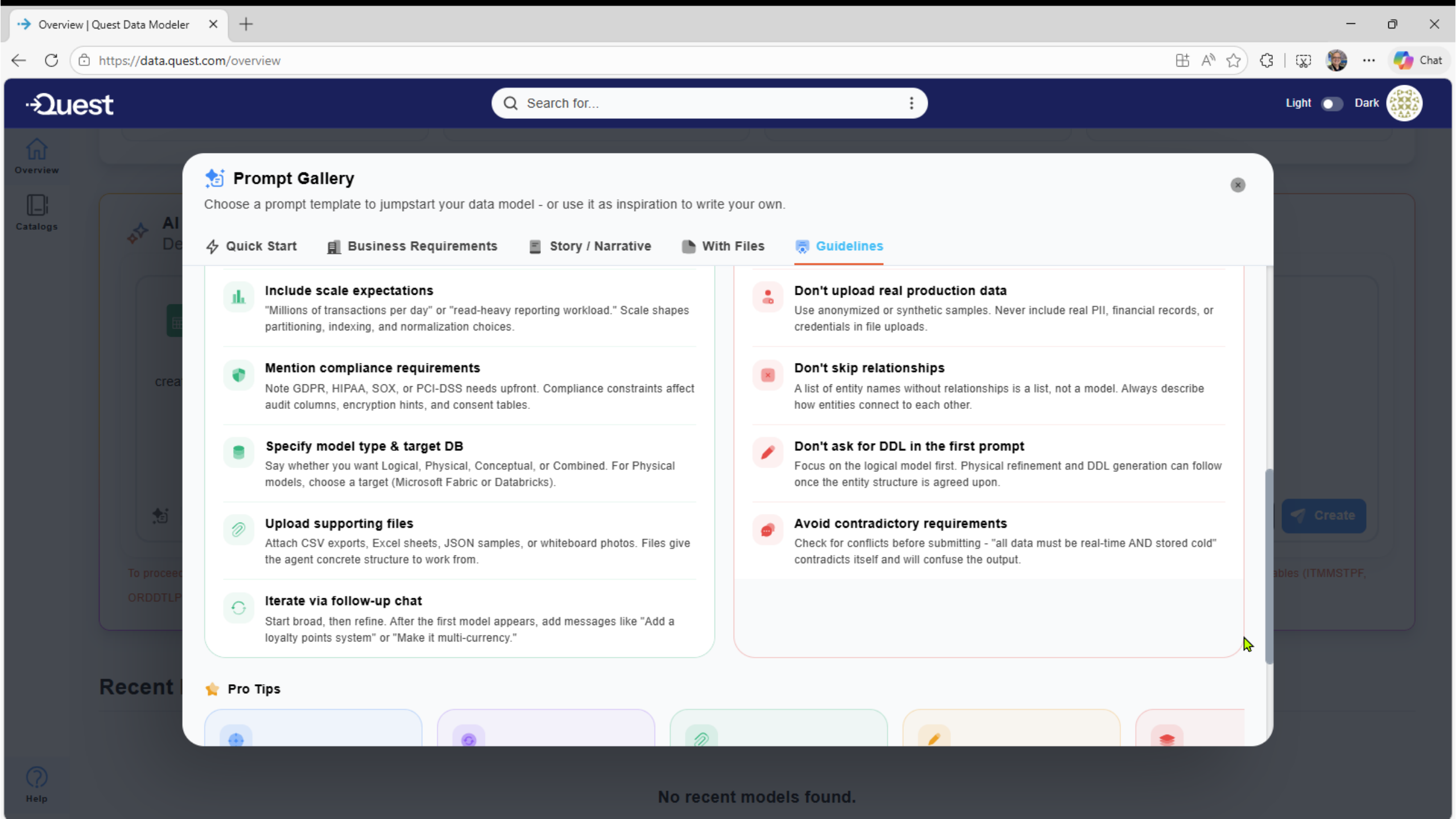
9 Do's 8 Don'ts 5 Pro Tips

Do's Best practices

- Describe your domain**
Mention the industry or business context - e-commerce, healthcare, logistics, fintech. Context shapes every entity and relationship.
- Name your key entities**
Tell the agent about entities you already know: "I have Orders, Products, and Customers." Real business names produce instantly usable tables.
- Describe relationships**
Spell out cardinality - "One Customer can have many Orders; each Order belongs to one Customer." Relationships are the heart of a data model.
- State your business rules**
"Each order must have at least one item" or "a user can only hold one active

Don'ts Common pitfalls

- Avoid single-word prompts**
"Database" or "schema" alone gives the agent nothing to work with. Even one sentence - "Build a hotel booking system" - is enough.
- Don't mix unrelated domains**
Keep each model focused on one domain. Mixing HR and e-commerce in one prompt produces an unfocused, hard-to-use model.
- Don't use acronyms without context**
Expand abbreviations - PO = Purchase Order, BOM = Bill of Materials. Unexplained acronyms may be guessed incorrectly.
- Avoid vague quantities**
"Lots of users" is less useful than "~10 million users, ~1,000 concurrent." Specifics



Prompt Gallery

Choose a prompt template to jumpstart your data model - or use it as inspiration to write your own.

- Quick Start
- Business Requirements
- Story / Narrative
- With Files
- Guidelines**

- Include scale expectations**
"Millions of transactions per day" or "read-heavy reporting workload." Scale shapes partitioning, indexing, and normalization choices.
- Mention compliance requirements**
Note GDPR, HIPAA, SOX, or PCI-DSS needs upfront. Compliance constraints affect audit columns, encryption hints, and consent tables.
- Specify model type & target DB**
Say whether you want Logical, Physical, Conceptual, or Combined. For Physical models, choose a target (Microsoft Fabric or Databricks).
- Upload supporting files**
Attach CSV exports, Excel sheets, JSON samples, or whiteboard photos. Files give the agent concrete structure to work from.
- Iterate via follow-up chat**
Start broad, then refine. After the first model appears, add messages like "Add a loyalty points system" or "Make it multi-currency."

- Don't upload real production data**
Use anonymized or synthetic samples. Never include real PII, financial records, or credentials in file uploads.
- Don't skip relationships**
A list of entity names without relationships is a list, not a model. Always describe how entities connect to each other.
- Don't ask for DDL in the first prompt**
Focus on the logical model first. Physical refinement and DDL generation can follow once the entity structure is agreed upon.
- Avoid contradictory requirements**
Check for conflicts before submitting - "all data must be real-time AND stored cold" contradicts itself and will confuse the output.

★ Pro Tips

- Pro Tip 1
- Pro Tip 2
- Pro Tip 3
- Pro Tip 4
- Pro Tip 5

Prompt Gallery

Choose a prompt template to jumpstart your data model - or use it as inspiration to write your own.

- Quick Start
- Business Requirements
- Story / Narrative
- With Files
- Guidelines**

models, choose a target (Microsoft Fabric or Databricks).

Upload supporting files
Attach CSV exports, Excel sheets, JSON samples, or whiteboard photos. Files give the agent concrete structure to work from.

Iterate via follow-up chat
Start broad, then refine. After the first model appears, add messages like "Add a loyalty points system" or "Make it multi-currency."

once the entity structure is agreed upon.

Avoid contradictory requirements
Check for conflicts before submitting - "all data must be real-time AND stored cold" contradicts itself and will confuse the output.

Pro Tips

One sentence is enough to start
Even "Build a hotel booking system" produces a solid first draft. You can always add detail via follow-up messages.

Think of it as a conversation
The AI agent remembers context across messages. Refine incrementally - add entities, change relationships, adjust constraints - without starting over.

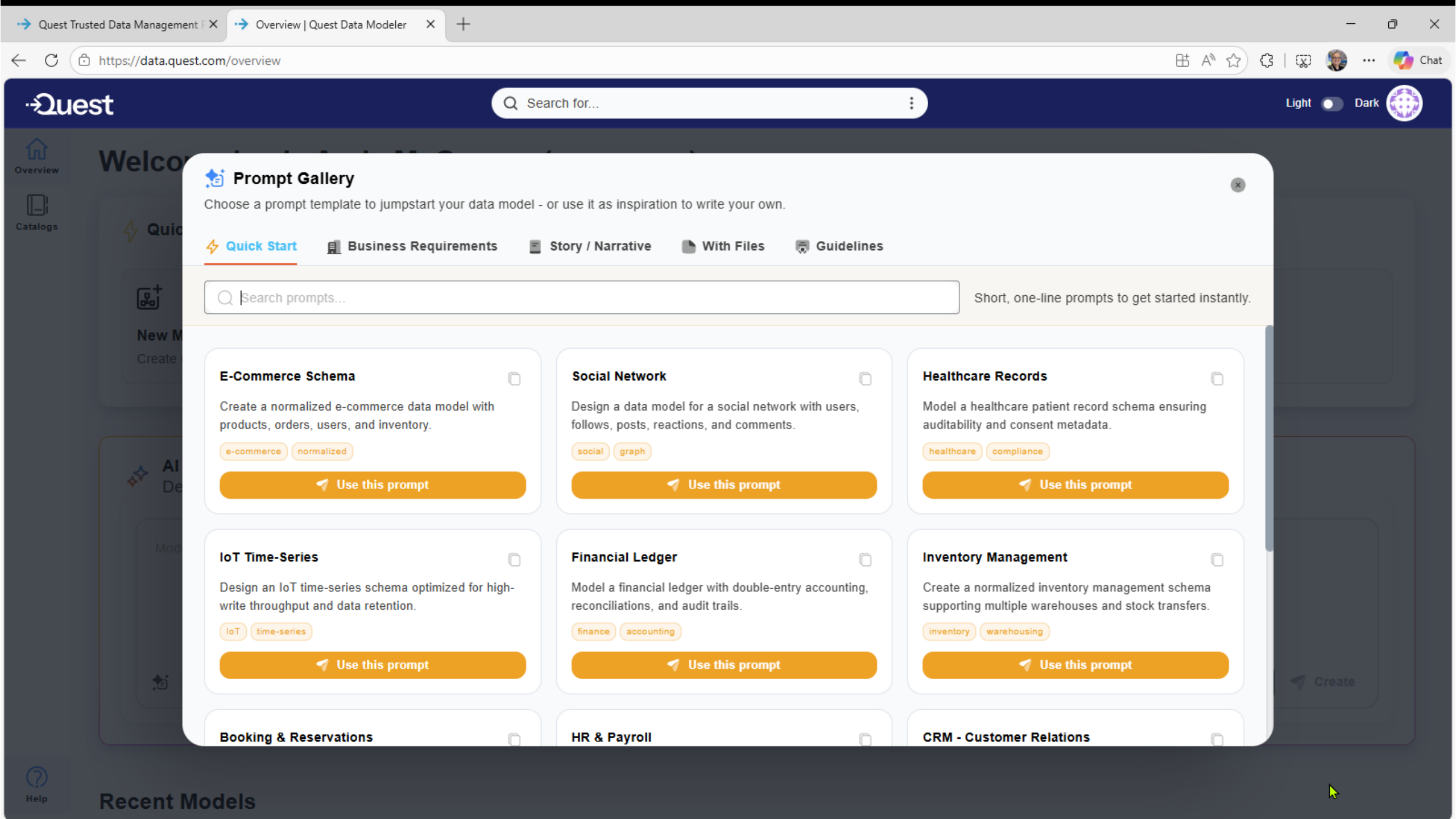
Files save hours of typing
Uploading your existing CSV or Excel export lets the agent reverse-engineer your current schema automatically, then normalise it.

Use your real business vocabulary
Say "PolicyRider" not "Item", "WorkOrder" not "Task". Real domain terms make the generated model immediately familiar to your team.

Logical first, Physical once the agreed to get DB-
Start with a Logical entities and relationships once the agreed to get DB-



QDM AI Model Generation



Prompt Gallery

Choose a prompt template to jumpstart your data model - or use it as inspiration to write your own.

- Quick Start
- Business Requirements
- Story / Narrative
- With Files
- Guidelines

Search prompts...

Short, one-line prompts to get started instantly.

E-Commerce Schema

Create a normalized e-commerce data model with products, orders, users, and inventory.

e-commerce normalized

Use this prompt

Social Network

Design a data model for a social network with users, follows, posts, reactions, and comments.

social graph

Use this prompt

Healthcare Records

Model a healthcare patient record schema ensuring auditability and consent metadata.

healthcare compliance

Use this prompt

IoT Time-Series

Design an IoT time-series schema optimized for high-write throughput and data retention.

IoT time-series

Use this prompt

Financial Ledger

Model a financial ledger with double-entry accounting, reconciliations, and audit trails.

finance accounting

Use this prompt

Inventory Management

Create a normalized inventory management schema supporting multiple warehouses and stock transfers.

inventory warehousing

Use this prompt

Booking & Reservations

HR & Payroll

CRM - Customer Relations

Prompt Gallery

Choose a prompt template to jumpstart your data model - or use it as inspiration to write your own.

- Quick Start
- Business Requirements
- Story / Narrative
- With Files
- Guidelines

healthcare

Short, one-line prompts to get started instantly.

Healthcare Records

Model a healthcare patient record schema ensuring auditability and consent metadata.

- healthcare
- compliance

Use this prompt

Welcome back, Andy McGovern (amcgoover)

Quick Actions

New Model
Create Conceptual/Logical/Physical

Open Model
Open or import a model

Open Mart Model
Open a model from Mart

Reverse Engineering
Reverse engineer database

AI Model Generator

Describe the data model you want to create

Model a healthcare patient record schema ensuring auditability and consent metadata.

84 / 2000 Cancel Create

Recent Models

Welcome back, Andy McGovern (amcgoover)

Quick Actions

New Model
Create Conceptual/Logical/Physical

Open Model
Open or import a model

Open Mart Model
Open a model from Mart

Reverse Engineering
Reverse engineer database

AI Model Generator

Describe the data model you want to create

Model a healthcare patient record schema ensuring auditability and consent metadata.



Model Options

84 / 2000

Cancel

Create

Recent Models

Welcome back, Andy McGovern (amcgoover)

Quick Actions

New Model
Create Conceptual/Logical/Physical

Open Model
Open or import a model

Open Mart Model
Open a model from Mart

Reverse Engineering
Reverse engineer database

AI Model Generator

Describe the data model you want to create

Model a healthcare patient record schema ensuring auditability and consent metadata.

- Conceptual
- Logical
- Physical
- Logical/Physical

84 / 2000

Cancel

Create

Recent Models

Welcome back, Andy McGovern (amcgoover)

Quick Actions

New Model
Create Conceptual/Logical/Physical

Open Model
Open or import a model

Open Mart Model
Open a model from Mart

Reverse Engineering
Reverse engineer database

AI Model Generator

Describe the data model you want to create

Model a healthcare patient record schema ensuring auditability and consent metadata.

Logical

84 / 2000 Cancel Create

Recent Models

Patient Records

Logical data model for managing healthcare patient records with strong support for clinical documentation, privacy consent tracking, and auditable change history across key patient-related data.

Use Cases: **Manage and retrieve complete longitudinal patient records across multiple encounters while maintaining patient identity and core demographics.** **Track and enforce patient consent for data sharing**

Select Entities (5 / 5)

Select All Deselect All

Patient ✓

Table - ~20 columns

Represents an individual receiving healthcare services whose demographic...

Encounter ✓

Table - ~18 columns

Represents a discrete interaction or visit between a patient and the healthcare...

ClinicalRecord ✓

Table - ~25 columns

Represents clinical documentation associated with a patient and encounter,...

Consent ✓

Table - ~15 columns

Represents a patient's privacy, data sharing, and treatment consents, includi...

AuditEvent ✓

Table - ~16 columns

Represents auditable events capturing access, creation, updates, and other...

Relationships (9)

- Patient > Encounter
- Encounter > ClinicalRecord
- Patient > ClinicalRecord
- Patient > Consent
- Consent > Encounter
- AuditEvent > Patient
- AuditEvent > Encounter
- AuditEvent > ClinicalRecord
- AuditEvent > Consent

Cancel **Confirm (5 Entities)**

Don't Miss What's Next!

Quest Data Intelligence 16.0:

***New AI Capabilities for erwin
Customers***

June 25th @11:00am ET



Quest